



**B.TECH. - COURSE STRUCTURE – R23**  
(Applicable from the academic year 2023-24 onwards)

**INDUCTION PROGRAMME**

S.No.	Course Name	Category	L-T-P-C
1	Physical Activities -- Sports, Yoga and Meditation, Plantation	MC	0-0-6-0
2	Career Counselling	MC	2-0-2-0
3	Orientation to all branches -- career options, tools, etc.	MC	3-0-0-0
4	Orientation on admitted Branch -- corresponding labs, tools and platforms	EC	2-0-3-0
5	Proficiency Modules & Productivity Tools	ES	2-1-2-0
6	Assessment on basic aptitude and mathematical skills	MC	2-0-3-0
7	Remedial Training in Foundation Courses	MC	2-1-2-0
8	Human Values & Professional Ethics	MC	3-0-0-0
9	Communication Skills -- focus on Listening, Speaking, Reading, Writing skills	BS	2-1-2-0
10	Concepts of Programming	ES	2-0-2-0





### B.Tech. – I Year I Semester (EEE)

S.No.	Category	Title	L/D	T	P	Credits
1	BS&H	Communicative English	2	0	0	2
2	BS&H	Engineering Chemistry/ Chemistry/Fundamental Chemistry	3	0	0	3
3	BS&H	Linear Algebra & Calculus	3	0	0	3
4	Engineering Science	Basic Civil & Mechanical Engineering	3	0	0	3
5	Engineering Science	Introduction to Programming	3	0	0	3
6	BS&H	Communicative English Lab	0	0	2	1
7	BS&H	Engineering Chemistry/ Chemistry/Fundamental Chemistry Lab	0	0	2	1
8	Engineering Science	Engineering Workshop	0	0	3	1.5
9	Engineering Science	Computer Programming Lab	0	0	3	1.5
10	BS&H	Health and wellness, Yoga and Sports	-	-	1	0.5
<b>Total</b>			<b>14</b>	<b>00</b>	<b>11</b>	<b>19.5</b>

### B.Tech. – I Year II Semester (EEE)

S.No.	Category	Title	L/D	T	P	Credits
1	BS&H	Engineering Physics	3	0	0	3
2	BS & H	Differential Equations & Vector Calculus	3	0	0	3
3	Engineering Science	Basic Electrical and Electronics Engineering	3	0	0	3
4	Engineering Science	Engineering Graphics	1	0	4	3
5	Engineering Science	IT Workshop	0	0	2	1
6	Professional Core	Data Structures / Electrical Circuit Analysis – I (Branch specific)	3	0	0	3
7	BS&H	Engineering Physics Lab	0	0	2	1
8	Engineering Science	Electrical and Electronics Engineering Workshop	0	0	3	1.5
9	Professional Core	Data Structures Lab / Electrical Circuit Analysis – I Lab	0	0	3	1.5
10		NSS/NCC/Scouts & Guides/Community Service	-	-	1	0.5
<b>Total</b>			<b>13</b>	<b>00</b>	<b>15</b>	<b>20.5</b>







**PRAKASAM**  
ENGINEERING COLLEGE  
AUTONOMOUS

# FIRST YEAR SYLLABUS



O.V. Road, KANDUKUR - 523 105.  
PRAKASAM (Dist.), AP. INDIA.  
T : 08598 222288, 221200, F : 08598 221300  
E : pec@prakasamec.com  
W : www.prakasamec.com



L	T	P	C
2	0	0	2

## **COMMUNICATIVE ENGLISH**

(Common to All Branches of Engineering)

### **Course Objectives:**

The main objective of introducing this course, *Communicative English*, is to facilitate effective listening, Reading, Speaking and Writing skills among the students. It enhances the same in their comprehending abilities, oral presentations, reporting useful information and providing knowledge of grammatical structures and vocabulary. This course helps the students to make them effective in speaking and writing skills and to make them industry ready.

### **Course Outcomes:**

**CO1:** Understand the context, topic, and pieces of specific information from social or Transactional dialogues.

**CO2:** Apply grammatical structures to formulate sentences and correct word forms.

**CO3:** Analyze discourse markers to speak clearly on a specific topic in informal discussions.

**CO4:** Evaluate reading / listening texts and to write summaries based on global comprehension of these texts.

**CO5:** Create a coherent paragraph, essay, and resume.

### **UNIT I**

#### **Lesson: HUMAN VALUES: Gift of Magi (Short Story)**

**Listening:** Identifying the topic, the context and specific pieces of information by listening to short audio texts and answering a series of questions.

**Speaking:** Asking and answering general questions on familiar topics such as home, family, work, studies and interests; introducing oneself and others.

**Reading:** Skimming to get the main idea of a text; scanning to look for specific pieces of information.

**Writing:** Mechanics of Writing-Capitalization, Spellings, Punctuation-Parts of Sentences.

**Grammar:** Parts of Speech, Basic Sentence Structures-forming questions

**Vocabulary:** Synonyms, Antonyms, Affixes (Prefixes/Suffixes), Root words.

### **UNIT II**

#### **Lesson: NATURE: The Brook by Alfred Tennyson (Poem)**

**Listening:** Answering a series of questions about main ideas and supporting ideas after listening to audio texts.

**Speaking:** Discussion in pairs/small groups on specific topics followed by short structure talks.

**Reading:** Identifying sequence of ideas; recognizing verbal techniques that help to link the ideas in a paragraph together.

**Writing:** Structure of a paragraph - Paragraph writing (specific topics)

**Grammar:** Cohesive devices - linkers, use of articles and zero article; prepositions.

**Vocabulary:** Homonyms, Homophones, Homographs.

### **UNIT III**

#### **Lesson: BIOGRAPHY: Elon Musk**







- Listening:** Listening for global comprehension and summarizing what is listened to.  
**Speaking:** Discussing specific topics in pairs or small groups and reporting what is discussed  
**Reading:** Reading a text in detail by making basic inferences -recognizing and interpreting specific context clues; strategies to use text clues for comprehension.  
**Writing:** Summarizing, Note-making, paraphrasing  
**Grammar:** Verbs - tenses; subject-verb agreement; Compound words, Collocations  
**Vocabulary:** Compound words, Collocations

#### UNIT IV

##### Lesson: **INSPIRATION: The Toys of Peace** by Saki

- Listening:** Making predictions while listening to conversations/ transactional dialogues without video; listening with video.  
**Speaking:** Role plays for practice of conversational English in academic contexts (formal and informal) - asking for and giving information/directions.  
**Reading:** Studying the use of graphic elements in texts to convey information, reveal trends/patterns/relationships, communicate processes or display complicated data.  
**Writing:** Letter Writing: Official Letters, Resumes  
**Grammar:** Reporting verbs, Direct & Indirect speech, Active & Passive Voice  
**Vocabulary:** Words often confused, Jargons

#### UNIT V

##### Lesson: **MOTIVATION: The Power of Intrapersonal Communication** (An Essay)

- Listening:** Identifying key terms, understanding concepts and answering a series of relevant questions that test comprehension.  
**Speaking:** Formal oral presentations on topics from academic contexts  
**Reading:** Reading comprehension.  
**Writing:** Writing structured essays on specific topics.  
**Grammar:** Editing short texts –identifying and correcting common errors in grammar and usage (articles, prepositions, tenses, subject verb agreement)  
**Vocabulary:** Technical Jargons

#### Textbooks:

1. Pathfinder: Communicative English for Undergraduate Students, 1<sup>st</sup> Edition, Orient Black Swan, 2023 (Units 1,2 & 3)
2. Empowering with Language by Cengage Publications, 2023 (Units 4 & 5)

#### Reference Books:

1. Dubey, Sham Ji & Co. English for Engineers, Vikas Publishers, 2020
2. Bailey, Stephen. Academic writing: A Handbook for International Students. Routledge, 2014.
3. Murphy, Raymond. English Grammar in Use, Fourth Edition, Cambridge University Press, 2019.





4. Lewis, Norman. Word Power Made Easy- The Complete Handbook for Building a Superior Vocabulary. Anchor, 2014.

### Web Resources:

#### GRAMMAR:

1. [www.bbc.co.uk/learningenglish](http://www.bbc.co.uk/learningenglish)
2. <https://dictionary.cambridge.org/grammar/british-grammar/>
3. [www.eslpod.com/index.html](http://www.eslpod.com/index.html)
4. <https://www.learngrammar.net/>
5. <https://english4today.com/english-grammar-online-with-quizzes/>
6. <https://www.talkenglish.com/grammar/grammar.aspx>

#### VOCABULARY

1. <https://www.youtube.com/c/DailyVideoVocabulary/videos>
2. [https://www.youtube.com/channel/UC4cmBAit8i\\_NJZE8qK8sfpA](https://www.youtube.com/channel/UC4cmBAit8i_NJZE8qK8sfpA)







L	T	P	C
0	0	2	1

## **COMMUNICATIVE ENGLISH LAB**

(Common to All Branches of Engineering)

### **Course Objectives:**

The main objective of introducing this course, Communicative English Laboratory, is to expose the students to a variety of self-instructional, learner friendly modes of language learning. The students will get trained in basic communication skills and also make them ready to face job interviews.

### **Course Outcomes:**

CO1: Understand the different aspects of the English language proficiency with emphasis on LSRW skills.

CO2: Apply communication skills through various language learning activities.

CO3: Analyze the English speech sounds, stress, rhythm, intonation and syllable division for better listening and speaking comprehension.

CO4: Evaluate and exhibit professionalism in participating in debates and group discussions.

CO5: Create effective Course Objectives:

### **List of Topics:**

1. Vowels & Consonants
2. Neutralization/Accent Rules
3. Communication Skills & JAM
4. Role Play or Conversational Practice
5. E-mail Writing
6. Resume Writing, Cover letter, SOP
7. Group Discussions-methods & practice
8. Debates - Methods & Practice
9. PPT Presentations/ Poster Presentation
10. Interviews Skills

### **Suggested Software:**

- Walden Infotech
- Young India Films

### **Reference Books:**

1. Raman Meenakshi, Sangeeta-Sharma. *Technical Communication*. Oxford Press.2018.
2. Taylor Grant: *English Conversation Practice*, Tata McGraw-Hill Education India, 2016
3. Hewing's, Martin. *Cambridge Academic English (B2)*. CUP, 2012.
4. J. Sethi & P.V. Dhamija. *A Course in Phonetics and Spoken English*, (2<sup>nd</sup> Ed), Kindle, 2013





## Web Resources:

### Spoken English:

1. [www.esl-lab.com](http://www.esl-lab.com)
2. [www.englishmedialab.com](http://www.englishmedialab.com)
3. [www.englishinteractive.net](http://www.englishinteractive.net)
4. <https://www.britishcouncil.in/english/online>
5. <http://www.letstalkpodcast.com/>
6. [https://www.youtube.com/c/mmmEnglish\\_Emma/featured](https://www.youtube.com/c/mmmEnglish_Emma/featured)
7. <https://www.youtube.com/c/ArnelsEverydayEnglish/featured>
8. <https://www.youtube.com/c/engvidAdam/featured>
9. <https://www.youtube.com/c/EnglishClass101/featured>
10. <https://www.youtube.com/c/SpeakEnglishWithTiffani/playlists>
11. [https://www.youtube.com/channel/UCV1h\\_cBE0Drdx19qkTM0WNw](https://www.youtube.com/channel/UCV1h_cBE0Drdx19qkTM0WNw)

### Voice & Accent:

1. <https://www.youtube.com/user/letstalkaccent/videos>
2. <https://www.youtube.com/c/EngLanguageClub/featured>
3. [https://www.youtube.com/channel/UC\\_OskgZBoS4dAnVUgJVexc](https://www.youtube.com/channel/UC_OskgZBoS4dAnVUgJVexc)
4. [https://www.youtube.com/channel/UCNfm92h83W2i2ijc5Xwp\\_IA](https://www.youtube.com/channel/UCNfm92h83W2i2ijc5Xwp_IA)







L	T	P	C
3	0	0	3

## **LINEAR ALGEBRA & CALCULUS**

(Common to All Branches of Engineering)

### **Course Objectives:**

- To equip the students with standard concepts and tools at an intermediate to advanced level mathematics to develop the confidence and ability among the students to handle various real-world problems and their applications.

**Course Outcomes:** At the end of the course, the student will be able to

CO1: Develop and use of matrix algebra techniques that are needed by engineers for practical applications.

CO2: Utilize mean value theorems to real life problems.

CO3: Familiarize with functions of several variables which is useful in optimization.

CO4: Learn important tools of calculus in higher dimensions.

CO5: Familiarize with double and triple integrals of functions of several variables in two dimensions using Cartesian and polar coordinates and in three dimensions using cylindrical and spherical coordinates.

### **UNIT I Matrices**

Rank of a matrix by echelon form, normal form. Cauchy–Binet formulae (without proof). Inverse of Non- singular matrices by Gauss-Jordan method, System of linear equations: Solving system of Homogeneous and Non-Homogeneous equations by Gauss elimination method, Jacobi and Gauss Seidel Iteration Methods.

### **UNIT II Eigenvalues, Eigenvectors and Orthogonal Transformation**

Eigenvalues, Eigenvectors and their properties, Diagonalization of a matrix, Cayley-Hamilton Theorem (without proof), finding inverse and power of a matrix by Cayley-Hamilton Theorem, Quadratic forms and Nature of the Quadratic Forms, Reduction of Quadratic form to canonical forms by Orthogonal Transformation.

### **UNIT III Calculus**

Mean Value Theorems: Rolle's Theorem, Lagrange's mean value theorem with their geometrical interpretation, Cauchy's mean value theorem, Taylor's and Maclaurin theorems with remainders (without proof), Problems and applications on the above theorems.

### **UNIT IV Partial differentiation and Applications (Multi variable calculus)**

Functions of several variables: Continuity and Differentiability, Partial derivatives, total derivatives, chain rule, Directional derivative, Taylor's and Maclaurin's series expansion of functions of two variables. Jacobians, Functional dependence, maxima and minima of functions of two variables, method of Lagrange multipliers.

### **UNIT V Multiple Integrals (Multi variable Calculus)**

Double integrals, triple integrals, change of order of integration, change of variables to polar, cylindrical and spherical coordinates. Finding areas (by double integrals) and volumes (by double integrals and triple integrals).





**Textbooks:**

1. Higher Engineering Mathematics, B. S. Grewal, Khanna Publishers, 2017, 44<sup>th</sup> Edition
2. Advanced Engineering Mathematics, Erwin Kreyszig, John Wiley & Sons, 2018, 10<sup>th</sup> Edition.

**Reference Books:**

1. Thomas Calculus, George B. Thomas, Maurice D. Weir and Joel Hass, Pearson Publishers, 2018, 14<sup>th</sup> Edition.
2. Advanced Engineering Mathematics, R. K. Jain and S. R. K. Iyengar, Alpha Science International Ltd., 2021 5<sup>th</sup> Edition (9th reprint).
3. Advanced Modern Engineering Mathematics, Glyn James, Pearson publishers, 2018, 5<sup>th</sup> Edition.
4. Advanced Engineering Mathematics, Micheael Greenberg, , Pearson publishers, 9<sup>th</sup> edition
5. Higher Engineering Mathematics, H. K Das, Er. Rajnish Verma, S. Chand Publications, 2014, Third Edition (Reprint 2021)







L	T	P	C
3	0	0	3

## **DIFFERENTIAL EQUATIONS AND VECTOR CALCULUS**

(Common to All Branches of Engineering)

### **Course Objectives:**

- To enlighten the learners in the concept of differential equations and multivariable calculus.
- To furnish the learners with basic concepts and techniques at plus two level to lead them into advanced level by handling various real-world applications.

**Course Outcomes:** At the end of the course, the student will be able to

CO1: Solve the differential equations related to various engineering fields.

CO2: Identify solution methods for partial differential equations that model physical processes.

CO3: Interpret the physical meaning of different operators such as gradient, curl and divergence.

CO4: Estimate the work done against a field, circulation and flux using vector calculus.

### **UNIT I Differential equations of first order and first degree**

Linear differential equations – Bernoulli's equations- Exact equations and equations reducible to exact form. Applications: Newton's Law of cooling – Law of natural growth and decay- Electrical circuits.

### **UNIT II Linear differential equations of higher order (Constant Coefficients)**

Definitions, homogenous and non-homogenous, complimentary function, general solution, particular integral, Wronskian, Method of variation of parameters. Simultaneous linear equations, Applications to L-C-R Circuit problems and Simple Harmonic motion.

### **UNIT III Partial Differential Equations**

Introduction and formation of Partial Differential Equations by elimination of arbitrary constants and arbitrary functions, solutions of first order linear equations using Lagrange's method. Homogeneous Linear Partial differential equations with constant coefficients.

### **UNIT IV Vector differentiation**

Scalar and vector point functions, vector operator Del, Del applies to scalar point functions- Gradient, Directional derivative, del applied to vector point functions-Divergence and Curl, vector identities.





## UNIT V      Vector integration

Line integral-circulation-work done, surface integral-flux, Green's theorem in the plane (without proof), Stoke's theorem (without proof), volume integral, Divergence theorem (without proof) and related problems.

### Textbooks:

1. Higher Engineering Mathematics, B. S. Grewal, Khanna Publishers, 2017, 44th Edition
2. Advanced Engineering Mathematics, Erwin Kreyszig, John Wiley & Sons, 2018, 10th Edition.

### Reference Books:

1. Thomas Calculus, George B. Thomas, Maurice D. Weir and Joel Hass, Pearson Publishers, 2018, 14th Edition.
2. Advanced Engineering Mathematics, Dennis G. Zill and Warren S. Wright, Jones and Bartlett, 2018.
3. Advanced Modern Engineering Mathematics, Glyn James, Pearson publishers, 2018, 5th Edition.
4. Advanced Engineering Mathematics, R. K. Jain and S. R. K. Iyengar, Alpha Science International Ltd., 2021 5th Edition (9th reprint).
5. Higher Engineering Mathematics, B. V. Ramana, , McGraw Hill Education, 2017







**PRAKASAM**  
ENGINEERING COLLEGE  
AUTONOMOUS

L	T	P	C
3	0	0	3

## ENGINEERING PHYSICS

(Common for all branches of Engineering)

### Course Objectives:

To bridge the gap between the Physics in school at 10+2 level and UG level engineering courses by identifying the importance of the optical phenomenon like interference, diffraction etc, enlightening the periodic arrangement of atoms in crystalline solids and concepts of quantum mechanics, introduce novel concepts of dielectric and magnetic materials, physics of semiconductors.

### Course Outcomes:

- CO1: Analyze the intensity variation of light due to polarization, interference and diffraction.  
CO2: Familiarize with the basics of crystals and their structures.  
CO3: Explain fundamentals of quantum mechanics and apply it to one dimensional motion of particles.  
CO4: Summarize various types of polarization of dielectrics and classify the magnetic materials.  
CO5: Explain the basic concepts of Quantum Mechanics and the band theory of solids.  
CO6: Identify the type of semiconductor using Hall effect.

### UNIT I Wave Optics

Interference: Introduction - Principle of superposition –Interference of light - Interference in thin films (Reflection Geometry) & applications - Colours in thin films- Newton's Rings, Determination of wavelength and refractive index.

Diffraction: Introduction - Fresnel and Fraunhofer diffractions - Fraunhofer diffraction due to single slit, double slit & N-slits (Qualitative) – Diffraction Grating - Dispersive power and resolving power of Grating (Qualitative). Polarization: Introduction -Types of polarization - Polarization by reflection, refraction and Double refraction - Nicol's Prism -Half wave and Quarter wave plates.

### UNIT II Crystallography and X-ray diffraction

Crystallography: Space lattice, Basis, Unit Cell and lattice parameters – Bravais Lattices – crystal systems (3D) – coordination number - packing fraction of SC, BCC & FCC - Miller indices – separation between successive (hkl) planes.

X-ray diffraction: Bragg's law - X-ray Diffractometer – crystal structure determination by Laue's and powder methods

### UNIT III Dielectric and Magnetic Materials

Dielectric Materials: Introduction - Dielectric polarization - Dielectric polarizability, Susceptibility, Dielectric constant and Displacement Vector – Relation between the electric vectors - Types of polarizations- Electronic (Quantitative), Ionic (Quantitative) and Orientation



Approved by AICTE, New Delhi | Affiliated to JNTU - Kakinada

O.V. Road, KANDUKUR - 523 105.  
PRAKASAM (Dist.), AP, INDIA.  
T : 08598 222288, 221200, F : 08598 221300  
E : pec@prakasamec.com  
W : www.prakasamec.com



polarizations (Qualitative) - Lorentz internal field - Clausius-Mossotti equation - complex dielectric constant – Frequency dependence of polarization – dielectric loss

Magnetic Materials: Introduction - Magnetic dipole moment - Magnetization-Magnetic susceptibility and permeability – Atomic origin of magnetism - Classification of magnetic materials: Dia, para, Ferro, anti-ferro & Ferri magnetic materials - Domain concept for Ferromagnetism & Domain walls (Qualitative) - Hysteresis - soft and hard magnetic materials.

#### **UNIT IV Quantum Mechanics and Free electron Theory**

Quantum Mechanics: Dual nature of matter – Heisenberg's Uncertainty Principle – Significance and properties of wave function – Schrodinger's time independent and dependent wave equations– Particle in a one-dimensional infinite potential well.

Free Electron Theory: Classical free electron theory (Qualitative with discussion of merits and demerits) – Quantum free electron theory – electrical conductivity based on quantum free electron theory - Fermi-Dirac distribution - Density of states - Fermi energy

#### **UNIT V Semiconductors**

Semiconductors: Formation of energy bands – classification of crystalline solids - Intrinsic semiconductors: Density of charge carriers – Electrical conductivity – Fermi level – Extrinsic semiconductors: density of charge carriers – dependence of Fermi energy on carrier concentration and temperature - Drift and diffusion currents – Einstein's equation – Hall effect and its applications.

#### **Textbooks:**

1. A Text book of Engineering Physics, M. N. Avadhanulu, P.G.Kshirsagar & TVS Arun Murthy, S. Chand Publications, 11th Edition 2019.
2. Engineering Physics - D.K.Bhattacharya and Poonam Tandon, Oxford press (2015)

#### **Reference Books:**

1. Engineering Physics - B.K. Pandey and S. Chaturvedi, Cengage Learning 2021.
2. Engineering Physics - Shatendra Sharma, Jyotsna Sharma, Pearson Education, 2018.
3. Engineering Physics – Sanjay D. Jain, D. Sahasrabudhe and Girish, University Press. 2010
4. Engineering Physics - M.R. Srinivasan, New Age international publishers (2009).

**Web Resources:** <https://www.loc.gov/rr/scitech/selected-internet/physics.html>







L	T	P	C
0	0	2	1

## **ENGINEERING PHYSICS LAB**

(Common to All Branches of Engineering)

### **Course Objectives:**

To study the concepts of optical phenomenon like interference, diffraction etc., recognize the importance of energy gap in the study of conductivity and Hall effect in semiconductors and study the parameters and applications of dielectric and magnetic materials by conducting experiments.

**Course Outcomes:** The students will be able to

CO1: Operate optical instruments like travelling microscope and spectrometer.

CO2: Estimate the wavelengths of different colours using diffraction grating.

CO3: Plot the intensity of the magnetic field of circular coil carrying current with distance.

CO4: Evaluate dielectric constant and magnetic susceptibility for dielectric and magnetic materials respectively.

CO5: Calculate the band gap of a given semiconductor.

CO6: Identify the type of semiconductor using Hall effect.

### **List of Experiments:**

1. Determination of radius of curvature of a given Plano-convex lens by Newton's rings.
2. Determination of wavelengths of different spectral lines in mercury spectrum using diffraction grating in normal incidence configuration.
3. Verification of Brewster's law
4. Determination of dielectric constant using charging and discharging method.
5. Study the variation of B versus H by magnetizing the magnetic material (B-H curve).
6. Determination of wavelength of Laser light using diffraction grating.
7. Estimation of Planck's constant using photoelectric effect.
8. Determination of the resistivity of semiconductors by four probe methods.
9. Determination of energy gap of a semiconductor using p-n junction diode.
10. Magnetic field along the axis of a current carrying circular coil by Stewart Gee's Method.
11. Determination of Hall voltage and Hall coefficient of a given semiconductor using Hall effect.
12. Determination of temperature coefficients of a thermistor.
13. Determination of acceleration due to gravity and radius of Gyration by using a compound pendulum.
14. Determination of magnetic susceptibility by Kundt's tube method.
15. Determination of rigidity modulus of the material of the given wire using Torsional pendulum.
16. Sonometer: Verification of laws of stretched string.
17. Determination of young's modulus for the given material of wooden scale by non-uniform bending (or double cantilever) method.
18. Determination of Frequency of electrically maintained tuning fork by Melde's experiment.





**Note:** Any TEN of the listed experiments are to be conducted. Out of which any TWO experiments may be conducted in virtual mode.

**References:**

- A Textbook of Practical Physics - S. Balasubramanian, M.N. Srinivasan, S. Chand Publishers, 2017.

**Web Resources**

- [www.vlab.co.in](http://www.vlab.co.in)
- <https://phet.colorado.edu/en/simulations/filter?subjects=physics&type=html,prototype>







L	T	P	C
3	0	0	3

## **CHEMISTRY**

(Common to EEE, ECE, CSE, IT & allied branches)

### **Course Objectives:**

- To familiarize engineering chemistry and its applications
- To train the students on the principles and applications of electrochemistry and polymers
- To introduce instrumental methods, molecular machines and switches.

**Course Outcomes:** At the end of the course, the students will be able to:

**CO1:** Compare the materials of construction for battery and electrochemical sensors.

**CO2:** Explain the preparation, properties, and applications of thermoplastics & thermosetting & elastomers conducting polymers.

**CO3:** Explain the principles of spectrometry, slc in separation of solid and liquid mixtures.

**CO4:** Apply the principle of Band diagrams in the application of conductors and semiconductors.

**CO5:** Summarize the concepts of Instrumental methods.

### **UNIT I Structure and Bonding Models:**

Fundamentals of Quantum mechanics, Schrodinger Wave equation, significance of  $\Psi$  and  $\Psi^2$ , particle in one dimensional box, molecular orbital theory – bonding in homo- and heteronuclear diatomic molecules – energy level diagrams of O<sub>2</sub> and CO, etc.  $\pi$ -molecular orbitals of butadiene and benzene, calculation of bond order.

### **UNIT II Modern Engineering materials**

Semiconductors – Introduction, basic concept, application

Super conductors-Introduction basic concept, applications.

Supercapacitors: Introduction, Basic Concept-Classification – Applications.

Nano materials: Introduction, classification, properties and applications of Fullerenes, carbon nano tubes and Graphines nanoparticles.

### **UNIT III Electrochemistry and Applications**

Electrochemical cell, Nernst equation, cell potential calculations and numerical problems, potentiometry- potentiometric titrations (redox titrations), concept of conductivity, conductivity cell, conductometric titrations (acid-base titrations).

Electrochemical sensors – potentiometric sensors with examples, amperometric sensors with examples.





Primary cells – Zinc-air battery, Secondary cells –lithium-ion batteries- working of the batteries including cell reactions; Fuel cells, hydrogen-oxygen fuel cell– working of the cells. Polymer Electrolyte Membrane Fuel cells (PEMFC).

#### **UNIT IV Polymer Chemistry**

Introduction to polymers, functionality of monomers, chain growth and step growth polymerization, coordination polymerization, with specific examples and mechanisms of polymer formation.

Plastics –Thermo and Thermosetting plastics, Preparation, properties and applications of – PVC, Teflon, Bakelite, Nylon-6,6, carbon fibres.

Elastomers–Buna-S, Buna-N–preparation, properties and applications.

Conducting polymers – polyacetylene, polyaniline, – mechanism of conduction and applications. Bio-Degradable polymers - Poly Glycolic Acid (PGA), Polyl Lactic Acid (PLA).

#### **UNIT V Instrumental Methods and Applications**

Electromagnetic spectrum. Absorption of radiation: Beer-Lambert's law. UV-Visible Spectroscopy, electronic transition, Instrumentation, IR spectroscopies, fundamental modes and selection rules, Instrumentation. Chromatography-Basic Principle, Classification-HPLC: Principle, Instrumentation and Applications.

##### **Textbooks:**

1. Jain and Jain, Engineering Chemistry, 16/e, Dhanpat Rai, 2013.
2. Peter Atkins, Julio de Paula and James Keeler, Atkins' Physical Chemistry, 10/e, Oxford University Press, 2010.

##### **Reference Books:**

1. Skoog and West, Principles of Instrumental Analysis, 6/e, Thomson, 2007.
2. J.D. Lee, Concise Inorganic Chemistry, 5<sup>th</sup> Edition, Wiley Publications, Feb.2008
3. Textbook of Polymer Science, Fred W. Billmayer Jr, 3rd Edition







L	T	P	C
0	0	2	1

## CHEMISTRY LAB

(Common to EEE, ECE, CSE, IT & allied branches)

### Course Objectives:

- Verify the fundamental concepts with experiments.

**Course Outcomes:** At the end of the course, the students will be able to

CO1: Determine the cell constant and conductance of solutions.

CO2: Prepare advanced polymer Bakelite materials.

CO3: Measure the strength of an acid present in secondary batteries.

CO4: Analyse the IR spectra of some organic compounds.

CO5: Calculate strength of acid in Pb-Acid battery.

### List of Experiments:

1. Measurement of 10Dq by spectrophotometric method
2. Conductometric titration of strong acid vs. strong base
3. Conductometric titration of weak acid vs. strong base
4. Determination of cell constant and conductance of solutions
5. Potentiometry - determination of redox potentials and emfs
6. Determination of Strength of an acid in Pb-Acid battery
7. Preparation of a Bakelite
8. Verify Lambert-Beer's law
9. Wavelength measurement of sample through UV-Visible Spectroscopy
10. Identification of simple organic compounds by IR
11. Preparation of nanomaterials by precipitation method
12. Estimation of Ferrous Iron by Dichrometry

### Reference:

- "Vogel's Quantitative Chemical Analysis 6th Edition 6th Edition" Pearson Publications by J. Mendham, R.C.Denney, J.D.Barnes and B. Sivasankar





L	T	P	C
3	0	0	3

## **BASIC CIVIL AND MECHANICAL ENGINEERING**

(Common to All branches of Engineering)

### **Course Objectives:**

- Get familiarized with the scope and importance of Civil Engineering sub-divisions.
- Introduce the preliminary concepts of surveying.
- Acquire preliminary knowledge on Transportation and its importance in nation's economy.
- Get familiarized with the importance of quality, conveyance and storage of water.
- Introduction to basic civil engineering materials and construction techniques.

**Course Outcomes:** On completion of the course, the student should be able to:

- CO1: Understand various sub-divisions of Civil Engineering and to appreciate their role in ensuring better society.
- CO2: Know the concepts of surveying and to understand the measurement of distances, angles and levels through surveying.
- CO3: Realize the importance of Transportation in nation's economy and the engineering measures related to Transportation.
- CO4: Understand the importance of Water Storage and Conveyance Structures so that the social responsibilities of water conservation will be appreciated.
- CO5: Understand the basic characteristics of Civil Engineering Materials and attain knowledge on prefabricated technology.

### **UNIT I**

**Basics of Civil Engineering:** Role of Civil Engineers in Society- Various Disciplines of Civil Engineering- Structural Engineering- Geo-technical Engineering- Transportation Engineering - Hydraulics and Water Resources Engineering - Environmental Engineering-Scope of each discipline - Building Construction and Planning- Construction Materials-Cement - Aggregate - Bricks- Cement concrete- Steel. Introduction to Prefabricated construction Techniques.

### **UNIT II**

**Surveying:** Objectives of Surveying- Horizontal Measurements- Angular Measurements- Introduction to Bearings Levelling instruments used for levelling -Simple problems on levelling and bearings-Contour mapping.

### **UNIT III**

**Transportation Engineering** Importance of Transportation in Nation's economic development- Types of Highway Pavements- Flexible Pavements and Rigid Pavements - Simple Differences. Basics of Harbour, Tunnel, Airport, and Railway Engineering.

**Water Resources and Environmental Engineering:** Introduction, Sources of water- Quality of water- Specifications- Introduction to Hydrology-Rainwater Harvesting-Water Storage and







Conveyance Structures (Simple introduction to Dams and Reservoirs).

**Textbooks:**

1. Basic Civil Engineering, M.S.Palanisamy, , Tata Mcgraw Hill publications (India) Pvt. Ltd. Fourth Edition.
2. Introduction to Civil Engineering, S.S. Bhavikatti, New Age International Publishers. 2022. First Edition.
3. Basic Civil Engineering, Satheesh Gopi, Pearson Publications, 2009, First Edition.

**Reference Books:**

1. Surveying, Vol- I and Vol-II, S.K. Duggal, Tata McGraw Hill Publishers 2019. Fifth Edition.
2. Hydrology and Water Resources Engineering, Santosh Kumar Garg, Khanna Publishers, Delhi. 2016
3. Irrigation Engineering and Hydraulic Structures - Santosh Kumar Garg, Khanna Publishers, Delhi 2023. 38<sup>th</sup> Edition.
4. Highway Engineering, S.K.Khanna, C.E.G. Justo and Veeraraghavan, Nemchand and Brothers Publications 2019. 10<sup>th</sup> Edition.
5. Indian Standard DRINKING WATER — SPECIFICATION IS 10500-2012.

**PART B: BASIC MECHANICAL ENGINEERING**

**Course Objectives:** The students after completing the course are expected to

- Get familiarized with the scope and importance of Mechanical Engineering in different sectors and industries.
- Explain different engineering materials and different manufacturing processes.
- Provide an overview of different thermal and mechanical transmission systems and introduce basics of robotics and its applications.

**Course Outcomes:** On completion of the course, the student should be able to

CO1: Understand the different manufacturing processes.

CO2: Explain the basics of thermal engineering and its applications.

CO3: Describe the working of different mechanical power transmission systems and power plants.

CO4: Describe the basics of robotics and its applications.

**UNIT I**

**Introduction to Mechanical Engineering:** Role of Mechanical Engineering in Industries and Society- Technologies in different sectors such as Energy, Manufacturing, Automotive, Aerospace, and Marine sectors.

**Engineering Materials** - Metals-Ferrous and Non-ferrous, Ceramics, Composites, Smart materials.

**UNIT II**





**Manufacturing Processes:** Principles of Casting, Forming, joining processes, Machining, Introduction to CNC machines, 3D printing, and Smart manufacturing.

**Thermal Engineering** – Working principle of Boilers, Otto cycle, Diesel cycle, Refrigeration and air-conditioning cycles, IC engines, 2-Stroke and 4-Stroke engines, SI/CI Engines, Components of Electric and Hybrid Vehicles.

### UNIT III

**Power plants** – Working principle of Steam, Diesel, Hydro, Nuclear power plants.

**Mechanical Power Transmission** - Belt Drives, Chain, Rope drives, Gear Drives and their applications.

**Introduction to Robotics** - Joints & links, configurations, and applications of robotics.

(Note: The subject covers only the basic principles of Civil and Mechanical Engineering systems. The evaluation shall be intended to test only the fundamentals of the subject.)

#### Textbooks:

1. Internal Combustion Engines by V.Ganesan, By Tata McGraw Hill publications (India) Pvt. Ltd.
2. A text book of Theory of Machines by S.S. Rattan, Tata McGraw Hill Publications, (India) Pvt. Ltd.
3. An introduction to Mechanical Engg by Jonathan Wicker and Kemper Lewis, Cengage learning India Pvt. Ltd.

#### Reference Books:

1. G. Shanmugam and M.S.Palanisamy, Basic Civil and the Mechanical Engineering, Tata McGraw Hill publications (India) Pvt. Ltd.
2. Thermal Engineering by Mahesh M Rathore Tata McGraw Hill publications (India) Pvt. Ltd.
3. 3D printing & Additive Manufacturing Technology- L. Jyothish Kumar, Pulak M Pandey, Springer publications
4. Appuu Kuttan KK, Robotics, I.K. International Publishing House Pvt. Ltd. Volume-I







L	T	P	C
0	0	3	1.5

## **ENGINEERING WORKSHOP**

(Common to All branches of Engineering)

### **Course Objectives:**

To familiarize students with wood working, sheet metal operations, fitting, electrical house wiring skills, and basic repairs of two-wheeler vehicle.

### **Course Outcomes:**

- CO1: Identify workshop tools and their operational capabilities.  
CO2: Practice on manufacturing of components using workshop trades including fitting, carpentry, foundry and welding.  
CO3: Apply fitting operations in various applications.  
CO4: Apply basic electrical engineering knowledge for House Wiring Practice

### **SYLLABUS**

1. **Demonstration:** Safety practices and precautions to be observed in workshop.
2. **Wood Working:** Familiarity with different types of woods and tools used in wood working and make following joints.
  - a) Half – Lap joint
  - b) Mortise and Tenon joint
  - c) Corner Dovetail joint or Bridle joint
3. **Sheet Metal Working:** Familiarity with different types of tools used in sheet metal working, Developments of following sheet metal job from GI sheets.
  - a) Tapered tray
  - b) Conical funnel
  - c) Elbow pipe
  - d) Brazing
4. **Fitting:** Familiarity with different types of tools used in fitting and do the following fitting exercises.
  - a) V-fit
  - b) Dovetail fit
  - c) Semi-circular fit
  - d) Bicycle tire puncture and change of two-wheeler tyre
5. **Electrical Wiring:** Familiarity with different types of basic electrical circuits and make the following connections.
  - a) Parallel and series
  - b) Two-way switch
  - c) Godown lighting
  - d) Tube light
  - e) Three phase motor
  - f) Soldering of wires
6. **Foundry Trade:** Demonstration and practice on Moulding tools and processes, Preparation of Green Sand Moulds for given Patterns.
7. **Welding Shop:** Demonstration and practice on Arc Welding and Gas welding. Preparation of Lap joint and Butt joint.
8. **Plumbing:** Demonstration and practice of Plumbing tools, Preparation of Pipe joints with coupling for same diameter and with reducer for different diameters.
9. **Basic repairs of Two-wheeler vehicle** – Demonstration of working of two-wheeler vehicle and its repairs.





**Textbooks:**

1. Basic Workshop Technology: Manufacturing Process, Felix W.; Independently Published, 2019. Workshop Processes, Practices and Materials; Bruce J. Black, Routledge publishers, 5th Edn. 2015.
2. A Course in Workshop Technology Vol I. & II, B.S. Raghuwanshi, Dhanpath Rai & Co., 2015 & 2017.

**Reference Books:**

1. Elements of Workshop Technology, Vol. I by S. K. Hajra Choudhury & Others, Media Promoters and Publishers, Mumbai. 2007, 14th edition Workshop Practice by H. S. Bawa, Tata-McGraw Hill, 2004.
2. Wiring Estimating, Costing and Contracting; Soni P.M. & Upadhyay P.A.; Atul Prakashan, 2021-22.







L	T	P	C
3	0	0	3

## **BASIC ELECTRICAL & ELECTRONICS ENGINEERING**

(Common to All branches of Engineering)

### **Course Objectives**

To expose to the field of electrical & electronics engineering, laws and principles of electrical/electronic engineering and to acquire fundamental knowledge in the relevant field.

**Course Outcomes:** After the completion of the course students will be able to

- CO1.** Describe fundamental laws, operating principles of motors/generators, MC/MI instruments (L2)
- CO2.** Demonstrate the working of electrical machines, measuring instruments and power generation stations. (L2)
- CO3.** Apply mathematical tools and fundamental concepts to derive various equations related to electrical circuits and machines. (L3)
- CO4.** Calculate electrical load and electricity bill of residential and commercial buildings. (L4)

### **PART A: BASIC ELECTRICAL ENGINEERING**

#### **UNIT I DC & AC Circuits**

**DC Circuits:** Electrical circuit elements (R, L and C), Ohm's Law and its limitations, KCL & KVL, series, parallel, series-parallel circuits, Super Position theorem, Simple numerical problems.

**AC Circuits:** A.C. Fundamentals: Equation of AC Voltage and current, waveform, time period, frequency, amplitude, phase, phase difference, average value, RMS value, form factor, peak factor, Voltage and current relationship with phasor diagrams in R, L, and C circuits, Concept of Impedance, Active power, reactive power and apparent power, Concept of power factor (Simple Numerical problems).

#### **UNIT II Machines and Measuring Instruments**

**Machines:** Construction, principle and operation of (i) DC Motor, (ii) DC Generator, (iii) Single Phase Transformer, (iv) Three Phase Induction Motor and (v) Alternator, Applications of electrical machines.

**Measuring Instruments:** Construction and working principle of Permanent Magnet Moving Coil (PMMC), Moving Iron (MI) Instruments and Wheat Stone bridge.

#### **UNIT III Energy Resources, Electricity Bill & Safety Measures**





**Energy Resources:** Conventional and non-conventional energy resources; Layout and operation of various Power Generation systems: Hydel, Nuclear, Solar & Wind power generation.

**Electricity bill:** Power rating of household appliances including air conditioners, PCs, Laptops, Printers, etc. Definition of “unit” used for consumption of electrical energy, two-part electricity tariff, calculation of electricity bill for domestic consumers.

**Equipment Safety Measures:** Working principle of Fuse and Miniature circuit breaker (MCB), merits and demerits. Personal safety measures: Electric Shock, Earthing and its types, Safety Precautions to avoid shock.

**Textbooks:**

1. Basic Electrical Engineering, D. C. Kulshreshtha, Tata McGraw Hill, 2019, First Edition
2. Power System Engineering, P.V. Gupta, M.L. Soni, U.S. Bhatnagar and A. Chakrabarti, Dhanpat Rai & Co, 2013
3. Fundamentals of Electrical Engineering, Rajendra Prasad, PHI publishers, 2014, Third Edition

**Reference Books:**

1. Basic Electrical Engineering, D. P. Kothari and I. J. Nagrath, Mc Graw Hill, 2019, Fourth Edition
2. Principles of Power Systems, V.K. Mehtha, S.Chand Technical Publishers, 2020
3. Basic Electrical Engineering, T. K. Nagsarkar and M. S. Sukhija, Oxford University Press, 2017
4. Basic Electrical and Electronics Engineering, S. K. Bhattacharya, Person Publications, 2018, Second Edition.

**Web Resources:**

1. <https://nptel.ac.in/courses/108105053>
2. <https://nptel.ac.in/courses/108108076>

## **PART B: BASIC ELECTRONICS ENGINEERING**

**Course Objectives:**

- To teach the fundamentals of semiconductor devices and its applications, principles of digital electronics.

### **UNIT I SEMICONDUCTOR DEVICES**

Introduction - Evolution of electronics – Vacuum tubes to nano electronics - Characteristics of PN Junction Diode — Zener Effect — Zener Diode and its Characteristics. Bipolar Junction







Transistor — CB, CE, CC Configurations and Characteristics — Elementary Treatment of Small Signal CE Amplifier.

## UNIT II BASIC ELECTRONIC CIRCUITS AND INSTRUMENTATION

Rectifiers and power supplies: Block diagram description of a dc power supply, working of a full wave bridge rectifier, capacitor filter (no analysis), working of simple zener voltage regulator. Amplifiers: Block diagram of Public Address system, Circuit diagram and working of common emitter (RC coupled) amplifier with its frequency response. Electronic Instrumentation: Block diagram of an electronic instrumentation system.

## UNIT III DIGITAL ELECTRONICS

Overview of Number Systems, Logic gates including Universal Gates, BCD codes, Excess-3 code, Gray code, Hamming code. Boolean Algebra, Basic Theorems and properties of Boolean Algebra, Truth Tables and Functionality of Logic Gates – NOT, OR, AND, NOR, NAND, XOR and XNOR. Simple combinational circuits—Half and Full Adders. Introduction to sequential circuits, Flip flops, Registers and counters (Elementary Treatment only)

### Textbooks:


1. R. L. Boylestad & Louis Nashlesky, Electronic Devices & Circuit Theory, Pearson Education, 2021.
2. R. P. Jain, Modern Digital Electronics, 4<sup>th</sup> Edition, Tata Mc Graw Hill, 2009

### Reference Books:

1. R. S. Sedha, A Textbook of Electronic Devices and Circuits, S. Chand & Co, 2010.
2. Santiram Kal, Basic Electronics- Devices, Circuits and IT Fundamentals, Prentice Hall, India, 2002.
3. R. T. Paynter, Introductory Electronic Devices & Circuits – Conventional Flow Version, Pearson Education, 2009.

### End examination pattern:

- i) Question paper shall be in two parts viz., Part A and Part B with equal weightage of 35 marks each.
- ii) In each part, question 1 shall contain 5 compulsory short answer questions for a total of 5 marks such that each question carries 1 mark.
- iii) In each part, questions from 2 to 4, there shall be either/or type questions of 10 marks each. Student shall answer any one of them.
- iv) The questions from 2 to 4 shall be set by covering one unit of the syllabus for each question.





L	T	P	C
0	0	3	1.5

## **ELECTRICAL & ELECTRONICS ENGINEERING WORKSHOP**

(Common to All branches of Engineering)

### **Course Objectives:**

To impart knowledge on the fundamental laws & theorems of electrical circuits, functions of electrical machines and energy calculations.

### **Course Outcomes:**

After completion of this course, the student will be able to

**CO1.** Measure voltage, current and power in an electrical circuit. (L3)

**CO2.** Measure of Resistance using Wheat stone bridge (L4)

**CO3.** Discover critical field resistance and critical speed of DC shunt generators. (L4)

**CO4.** Investigate the effect of reactive power and power factor in electrical loads. (L5)

### **Activities:**

1. Familiarization of commonly used Electrical & Electronic Workshop Tools: Bread board, Solder, cables, relays, switches, connectors, fuses, Cutter, plier, screwdriver set, wire stripper, flux, knife/blade, soldering iron, de-soldering pump etc.
  - Provide some exercises so that hardware tools and instruments are learned to be used by the students.
2. Familiarization of Measuring Instruments like Voltmeters, Ammeters, multimeter, LCR-Q meter, Power Supplies, CRO, DSO, Function Generator, Frequency counter.
  - Provide some exercises so that measuring instruments are learned to be used by the students.
3. Components:
  - Familiarization/Identification of components (Resistors, Capacitors, Inductors, Diodes, transistors, IC's etc.) – Functionality, type, size, colour coding package, symbol, cost etc.
  - Testing of components like Resistor, Capacitor, Diode, Transistor, ICs etc. - Compare values of components like resistors, inductors, capacitors etc with the measured values by using instruments







## **PART A: ELECTRICAL ENGINEERING LAB**

### **List of experiments:**

1. Verification of KCL and KVL
2. Verification of Superposition theorem
3. Measurement of Resistance using Wheat stone bridge
4. Magnetization Characteristics of DC shunt Generator
5. Measurement of Power and Power factor using Single-phase wattmeter
6. Measurement of Earth Resistance using Megger
7. Calculation of Electrical Energy for Domestic Premises

### **Reference Books:**

1. Basic Electrical Engineering, D. C. Kulshreshtha, Tata McGraw Hill, 2019, First Edition
2. Power System Engineering, P.V. Gupta, M.L. Soni, U.S. Bhatnagar and A. Chakrabarti, Dhanpat Rai & Co, 2013
3. Fundamentals of Electrical Engineering, Rajendra Prasad, PHI publishers, 2014, Third Edition

**Note:** Minimum Six Experiments to be performed.

## **PART B: ELECTRONICS ENGINEERING LAB**

### **Course Objectives:**

- To impart knowledge on the principles of digital electronics and fundamentals of electron devices & its applications.

**Course Outcomes:** At the end of the course, the student will be able to

CO1: Identify & testing of various electronic components.

CO2: Understand the usage of electronic measuring instruments.

CO3: Plot and discuss the characteristics of various electron devices.

CO4: Explain the operation of a digital circuit.

### **List of Experiments:**

1. Plot V-I characteristics of PN Junction diode A) Forward bias B) Reverse bias.
2. Plot V – I characteristics of Zener Diode and its application as voltage Regulator.
3. Implementation of half wave and full wave rectifiers
4. Plot Input & Output characteristics of BJT in CE and CB configurations
5. Frequency response of CE amplifier.
6. Simulation of RC coupled amplifier with the design supplied
7. Verification of Truth Table of AND, OR, NOT, NAND, NOR, Ex-OR, Ex-NOR gates using ICs.





8. Verification of Truth Tables of S-R, J-K& D flip flops using respective ICs.

Tools / Equipment Required: DC Power supplies, Multi meters, DC Ammeters, DC Voltmeters, AC Voltmeters, CROs, all the required active devices.

**References:**

1. R. L. Boylestad & Louis Nashlesky, Electronic Devices & Circuit Theory, Pearson Education, 2021.
2. R. P. Jain, Modern Digital Electronics, 4<sup>th</sup> Edition, Tata Mc Graw Hill, 2009
3. R. T. Paynter, Introductory Electronic Devices & Circuits – Conventional Flow Version, Pearson Education, 2009.

**Note:** Minimum Six Experiments to be performed. All the experiments shall be implemented using both Hardware and Software.







L	T	P	C
0	0	2	1

## IT WORKSHOP

(Common to all branches of Engineering)

### Course Objectives:

- To introduce the internal parts of a computer, peripherals, I/O ports, connecting cables
- To demonstrate configuring the system as Dual boot both Windows and other Operating Systems Viz. Linux, BOSS
- To teach basic command line interface commands on Linux.
- To teach the usage of Internet for productivity and self-paced life-long learning
- To introduce Compression, Multimedia and Antivirus tools and Office Tools such as Word processors, Spread sheets and Presentation tools.

### Course Outcomes:

CO1: Perform Hardware troubleshooting.

CO2: Understand Hardware components and inter dependencies.

CO3: Safeguard computer systems from viruses/worms.

CO4: Document/ Presentation preparation.

CO5: Perform calculations using spreadsheets.

### PC Hardware & Software Installation

**Task 1:** Identify the peripherals of a computer, components in a CPU and its functions. Draw the block diagram of the CPU along with the configuration of each peripheral and submit to your instructor.

**Task 2:** Every student should disassemble and assemble the PC back to working condition. Lab instructors should verify the work and follow it up with a Viva. Also students need to go through the video which shows the process of assembling a PC. A video would be given as part of the course content.

**Task 3:** Every student should individually install MS windows on the personal computer. Lab instructor should verify the installation and follow it up with a Viva.

**Task 4:** Every student should install Linux on the computer. This computer should have windows installed. The system should be configured as dual boot (VMWare) with both Windows and Linux. Lab instructors should verify the installation and follow it up with a Viva

**Task 5:** Every student should install BOSS on the computer. The system should be configured as dual boot (VMWare) with both Windows and BOSS. Lab instructors should verify the installation and follow it up with a Viva

### Internet & World Wide Web

**Task1:** Orientation & Connectivity Boot Camp: Students should get connected to their Local Area Network and access the Internet. In the process they configure the TCP/IP setting. Finally students should demonstrate, to the instructor, how to access the websites and email. If there is





no internet connectivity preparations need to be made by the instructors to simulate the WWW on the LAN.

**Task 2: Web Browsers, Surfing the Web:** Students customize their web browsers with the LAN proxy settings, bookmarks, search toolbars and pop up blockers. Also, plug-ins like Macromedia Flash and JRE for applets should be configured.

**Task 3: Search Engines & Netiquette:** Students should know what search engines are and how to use the search engines. A few topics would be given to the students for which they need to search on Google. This should be demonstrated to the instructors by the student.

**Task 4: Cyber Hygiene:** Students would be exposed to the various threats on the internet and would be asked to configure their computer to be safe on the internet. They need to customize their browsers to block pop ups, block active x downloads to avoid viruses and/or worms.

### **LaTeX and WORD**

**Task 1 – Word Orientation:** The mentor needs to give an overview of La TeX and Microsoft (MS) office or equivalent (FOSS) tool word: Importance of La TeX and MS office or equivalent (FOSS) tool Word as word Processors, Details of the four tasks and features that would be covered in each, Using La TeX and word – Accessing, overview of toolbars, saving files, Using help and resources, rulers, format painter in word.

**Task 2:** Using La TeX and Word to create a project certificate. Features to be covered:- Formatting Fonts in word, Drop Cap in word, Applying Text effects, Using Character Spacing, Borders and Colors, Inserting Header and Footer, Using Date and Time option in both La TeX and Word.

**Task 3:** Creating project abstract Features to be covered:-Formatting Styles, Inserting table, Bullets and Numbering, Changing Text Direction, Cell alignment, Footnote, Hyperlink, Symbols, Spell Check, Track Changes.

**Task 4:** Creating a Newsletter: Features to be covered:- Table of Content, Newspaper columns, Images from files and clipart, Drawing toolbar and Word Art, Formatting Images, Textboxes, Paragraphs and Mail Merge in word.

### **EXCEL**

**Excel Orientation:** The mentor needs to tell the importance of MS office or equivalent (FOSS) tool Excel as a Spreadsheet tool, give the details of the four tasks and features that would be covered in each. Using Excel – Accessing, overview of toolbars, saving excel files, Using help and resources.

**Task 1:** Creating a Scheduler - Features to be covered: Gridlines, Format Cells, Summation, auto fill, Formatting Text

**Task 2:** Calculating GPA -. Features to be covered:- Cell Referencing, Formulae in excel – average, std. deviation, Charts, Renaming and Inserting worksheets, Hyper linking, Count function,





## LOOKUP/VLOOKUP

**Task 3:** Split cells, freeze panes, group and outline, Sorting, Boolean and logical operators, Conditional formatting

## POWER POINT

**Task 1:** Students will be working on basic power point utilities and tools which help them create basic power point presentations. PPT Orientation, Slide Layouts, Inserting Text, Word Art, Formatting Text, Bullets and Numbering, Auto Shapes, Lines and Arrows in PowerPoint.

**Task 2:** Interactive presentations - Hyperlinks, Inserting –Images, Clip Art, Audio, Video, Objects, Tables and Charts.

**Task 3:** Master Layouts (slide, template, and notes), Types of views (basic, presentation, slide slotter, notes etc), and Inserting – Background, textures, Design Templates, Hidden slides.

## AI TOOLS – ChatGPT

**Task 1:** Prompt Engineering: Experiment with different types of prompts to see how the model responds. Try asking questions, starting conversations, or even providing incomplete sentences to see how the model completes them.

- Ex: Prompt: "You are a knowledgeable AI. Please answer the following question: What is the capital of France?"

**Task 2:** Creative Writing: Use the model as a writing assistant. Provide the beginning of a story or a description of a scene, and let the model generate the rest of the content. This can be a fun way to brainstorm creative ideas

- Ex: Prompt: "In a world where gravity suddenly stopped working, people started floating upwards. Write a story about how society adapted to this new reality."

**Task 3:** Language Translation: Experiment with translation tasks by providing a sentence in one language and asking the model to translate it into another language. Compare the output to see how accurate and fluent the translations are.

- Ex: Prompt: "Translate the following English sentence to French: 'Hello, how are you doing today?'"

## Reference Books:

1. Comdex Information Technology course tool kit, Vikas Gupta, WILEY Dream tech, 2003
2. The Complete Computer upgrade and repair book, Cheryl A Schmidt, WILEY Dream tech, 2013, 3rd edition
3. Introduction to Information Technology, ITL Education Solutions limited, Pearson Education, 2012, 2<sup>nd</sup> edition
4. PC Hardware - A Handbook, Kate J. Chase, PHI (Microsoft)
5. LaTeX Companion, Leslie Lamport, PHI/Pearson.
6. IT Essentials PC Hardware and Software Companion Guide, David Anfinson and Ken Quamme. – CISCO Press, Pearson Education, 3<sup>rd</sup> edition
7. IT Essentials PC Hardware and Software Labs and Study Guide, Patrick Regan– CISCO Press, Pearson Education, 3<sup>rd</sup> edition





L	T	P	C
1	0	4	3

## **ENGINEERING GRAPHICS**

(Common to All branches of Engineering)

### **Course Objectives:**

- To enable the students with various concepts like dimensioning, conventions and standards related to Engineering Drawing
- To impart knowledge on the projection of points, lines and plane surfaces
- To improve the visualization skills for better understanding of projection of solids
- To develop the imaginative skills of the students required to understand Section of solids and Developments of surfaces.
- To make the students understand the viewing perception of a solid object in Isometric and Perspective projections.

### **Course Outcomes:**

CO1: Understand the principles of engineering drawing, including engineering curves, scales, orthographic and isometric projections.

CO2: Draw and interpret orthographic projections of points, lines, planes and solids in front, top and side views.

CO3: Understand and draw projection of solids in various positions in first quadrant.

CO4: Explain principles behind development of surfaces.

CO5: Prepare isometric and perspective sections of simple solids.

### **UNIT I**

**Introduction:** Lines, Lettering and Dimensioning, Geometrical Constructions and Constructing regular polygons by general methods.

**Curves:** construction of ellipse, parabola and hyperbola by general, Cycloids, Involute, Normal and tangent to Curves.

**Scales:** Plain scales, diagonal scales and vernier scales.

### **UNIT II**

**Orthographic Projections:** Reference plane, importance of reference lines or Plane, Projections of a point situated in any one of the four quadrants.

**Projections of Straight Lines:** Projections of straight lines parallel to both reference planes, perpendicular to one reference plane and parallel to other reference plane, inclined to one reference plane and parallel to the other reference plane. Projections of Straight Line Inclined to both the reference planes







**Projections of Planes:** regular planes Perpendicular to both reference planes, parallel to one reference plane and inclined to the other reference plane; plane inclined to both the reference planes.

### UNIT III

**Projections of Solids:** Types of solids: Polyhedra and Solids of revolution. Projections of solids in simple positions: Axis perpendicular to horizontal plane, Axis perpendicular to vertical plane and Axis parallel to both the reference planes, Projection of Solids with axis inclined to one reference plane and parallel to another plane.

### UNIT IV

**Sections of Solids:** Perpendicular and inclined section planes, Sectional views and True shape of section, Sections of solids in simple position only.

**Development of Surfaces:** Methods of Development: Parallel line development and radial line development. Development of a cube, prism, cylinder, pyramid and cone.

### UNIT V

**Conversion of Views:** Conversion of isometric views to orthographic views; Conversion of orthographic views to isometric views.

**Computer graphics:** Creating 2D&3D drawings of objects including PCB and Transformations using Auto CAD (*Not for end examination*).

#### Textbook:

1. N. D. Bhatt, Engineering Drawing, Charotar Publishing House, 2016.

#### Reference Books:

1. Engineering Drawing, K.L. Narayana and P. Kanniah, Tata McGraw Hill, 2013.
2. Engineering Drawing, M.B.Shah and B.C. Rana, Pearson Education Inc, 2009.
3. Engineering Drawing with an Introduction to AutoCAD, Dhananjay Jolhe, Tata McGraw Hill, 2017.





L	T	P	C
3	0	0	3

## **INTRODUCTION TO PROGRAMMING**

(Common to All branches of Engineering)

### **Course Objectives:**

- To introduce students to the fundamentals of computer programming.
- To provide hands-on experience with coding and debugging.
- To foster logical thinking and problem-solving skills using programming.
- To familiarize students with programming concepts such as data types, control structures, functions, and arrays.
- To encourage collaborative learning and teamwork in coding projects.

**Course Outcomes:** A student after completion of the course will be able to

CO1: Understand basics of computers, the concept of algorithm and algorithmic thinking.

CO2: Analyse a problem and develop an algorithm to solve it.

CO3: Implement various algorithms using the C programming language.

CO4: Understand more advanced features of C language.

CO5: Develop problem-solving skills and the ability to debug and optimize the code.

### **UNIT I Introduction to Programming and Problem Solving**

History of Computers, Basic organization of a computer: ALU, input-output units, memory, program counter, Introduction to Programming Languages, Basics of a Computer Program-Algorithms, flowcharts (Using Dia Tool), pseudo code. Introduction to Compilation and Execution, Primitive Data Types, Variables, and Constants, Basic Input and Output, Operations, Type Conversion, and Casting.

Problem solving techniques: Algorithmic approach, characteristics of algorithm, Problem solving strategies: Top-down approach, Bottom-up approach, Time and space complexities of algorithms.

### **UNIT II Control Structures**

Simple sequential programs Conditional Statements (if, if-else, switch), Loops (for, while, do-while) Break and Continue.

### **UNIT III Arrays and Strings**

Arrays indexing, memory model, programs with array of integers, two dimensional arrays, Introduction to Strings.

### **UNIT IV Pointers & User Defined Data types**

Pointers, dereferencing and address operators, pointer and address arithmetic, array manipulation using pointers, User-defined data types-Structures and Unions.

### **UNIT V Functions & File Handling**

Introduction to Functions, Function Declaration and Definition, Function call Return Types and Arguments, modifying parameters inside functions using pointers, arrays as parameters. Scope and Lifetime of Variables, Basics of File Handling







**Note:** The syllabus is designed with C Language as the fundamental language of implementation.

**Textbooks:**

1. "The C Programming Language", Brian W. Kernighan and Dennis M. Ritchie, Prentice-Hall, 1988
2. Schaum's Outline of Programming with C, Byron S Gottfried, McGraw-Hill Education, 1996

**Reference Books:**

1. Computing fundamentals and C Programming, Balagurusamy, E., McGraw-Hill Education, 2008.
2. Programming in C, Rema Theraja, Oxford, 2016, 2<sup>nd</sup> edition
3. C Programming, A Problem Solving Approach, Forouzan, Gilberg, Prasad, CENGAGE, 3<sup>rd</sup> edition





L	T	P	C
0	0	3	1.5

## **COMPUTER PROGRAMMING LAB**

(Common to All branches of Engineering)

### **Course Objectives:**

The course aims to give students hands – on experience and train them on the concepts of the C- programming language.

### **Course Outcomes:**

CO1: Read, understand, and trace the execution of programs written in C language.

CO2: Select the right control structure for solving the problem.

CO3: Develop C programs which utilize memory efficiently using programming constructs like pointers.

CO4: Develop, Debug and Execute programs to demonstrate the applications of arrays, functions, basic concepts of pointers in C.

## **UNIT I**

### **WEEK 1**

**Objective:** Getting familiar with the programming environment on the computer and writing the first program.

### **Suggested Experiments/Activities:**

**Tutorial 1:** Problem-solving using Computers.

**Lab1:** Familiarization with programming environment

- Basic Linux environment and its editors like Vi, Vim & Emacs etc.
- Exposure to Turbo C, gcc
- Writing simple programs using printf(), scanf()

### **WEEK 2**

**Objective:** Getting familiar with how to formally describe a solution to a problem in a series of finite steps both using textual notation and graphic notation.

### **Suggested Experiments /Activities:**

**Tutorial 2:** Problem-solving using Algorithms and Flow charts.

**Lab 1:** Converting algorithms/flow charts into C Source code.

Developing the algorithms/flowcharts for the following sample programs

- Sum and average of 3 numbers
- Conversion of Fahrenheit to Celsius and vice versa
- Simple interest calculation





### WEEK 3

**Objective:** Learn how to define variables with the desired data-type, initialize them with appropriate values and how arithmetic operators can be used with variables and constants.

#### **Suggested Experiments/Activities:**

**Tutorial 3:** Variable types and type conversions:

**Lab 3:** Simple computational problems using arithmetic expressions.

- Finding the square root of a given number
- Finding compound interest
- Area of a triangle using heron's formulae
- Distance travelled by an object

## UNIT II

### WEEK 4

**Objective:** Explore the full scope of expressions, type-compatibility of variables & constants and operators used in the expression and how operator precedence works.

#### **Suggested Experiments/Activities:**

**Tutorial4:** Operators and the precedence and as associativity:

**Lab4:** Simple computational problems using the operator' precedence and associativity

- Evaluate the following expressions.
  - $A+B*C+(D*E) + F*G$
  - $A/B*C-B+A*D/3$
  - $A+++B---A$
  - $J= (i++) + (++i)$
- Find the maximum of three numbers using conditional operator
- Take marks of 5 subjects in integers, and find the total, average in float

### WEEK 5

**Objective:** Explore the full scope of different variants of “if construct” namely if-else, null-else, if-else if\*-else, switch and nested-if including in what scenario each one of them can be used and how to use them. Explore all relational and logical operators while writing conditionals for “if construct”.

#### **Suggested Experiments/Activities:**

**Tutorial 5:** Branching and logical expressions:

**Lab 5:** Problems involving if-then-else structures.

- Write a C program to find the max and min of four numbers using if-else.
- Write a C program to generate electricity bill.
- Find the roots of the quadratic equation.
- Write a C program to simulate a calculator using switch case.
- Write a C program to find the given year is a leap year or not.

### WEEK 6

**Objective:** Explore the full scope of iterative constructs namely while loop, do-while loop and



for loop in addition to structured jump constructs like break and continue including when each of these statements is more appropriate to use.

**Suggested Experiments/Activities:**

**Tutorial 6:** Loops, while and for loops

**Lab 6:** Iterative problems e.g., the sum of series

- i) Find the factorial of given number using any loop.
- ii) Find the given number is a prime or not.
- iii) Compute sine and cos series
- iv) Checking a number palindrome
- v) Construct a pyramid of numbers.

**UNIT III**

**WEEK 7:**

**Objective:** Explore the full scope of Arrays construct namely defining and initializing 1-D and 2-D and more generically n-D arrays and referencing individual array elements from the defined array. Using integer 1-D arrays, explore search solution linear search.

**Suggested Experiments/Activities:**

**Tutorial 7:** 1 D Arrays: searching.

**Lab 7:** 1D Array manipulation, linear search

- i) Find the min and max of a 1-D integer array.
- ii) Perform linear search on 1D array.
- iii) The reverse of a 1D integer array
- iv) Find 2's complement of the given binary number.
- v) Eliminate duplicate elements in an array.

**WEEK 8:**

**Objective:** Explore the difference between other arrays and character arrays that can be used as Strings by using null character and get comfortable with string by doing experiments that will reverse a string and concatenate two strings. Explore sorting solution bubble sort using integer arrays.

**Suggested Experiments/Activities:**

**Tutorial 8:** 2 D arrays, sorting and Strings.

**Lab 8:** Matrix problems, String operations, Bubble sort

- i) Addition of two matrices
- ii) Multiplication two matrices
- iii) Sort array elements using bubble sort
- iv) Concatenate two strings without built-in functions
- v) Reverse a string using built-in and without built-in string functions

**UNIT IV**

**WEEK 9:**

**Objective:** Explore pointers to manage a dynamic array of integers, including memory allocation & value initialization, resizing changing and reordering the contents of an array







and memory de-allocation using malloc (), calloc (), realloc () and free () functions. Gain experience processing command-line arguments received by C

**Suggested Experiments/Activities:**

**Tutorial 9:** Pointers, structures and dynamic memory allocation

**Lab 9:** Pointers and structures, memory dereference.

- Write a C program to find the sum of a 1D array using malloc()
- Write a C program to find the total, average of n students using structures
- Enter n students data using calloc() and display failed students list
- Read student name and marks from the command line and display the student details along with the total.
- Write a C program to implement realloc()

**WEEK 10:**

**Objective:** Experiment with C Structures, Unions, bit fields and self-referential structures (Singly linked lists) and nested structures

**Suggested Experiments/Activities:**

**Tutorial 10:** Bitfields, Self-Referential Structures, Linked lists

**Lab10 :** Bitfields, linked lists

Read and print a date using dd/mm/yyyy format using bit-fields and differentiate the same without using bit- fields

- Create and display a singly linked list using self-referential structure.
- Demonstrate the differences between structures and unions using a C program.
- Write a C program to shift/rotate using bitfields.
- Write a C program to copy one structure variable to another structure of the same type.

**UNIT V**

**WEEK 11:**

**Objective:** Explore the Functions, sub-routines, scope and extent of variables, doing some experiments by parameter passing using call by value. Basic methods of numerical integration

**Suggested Experiments/Activities:**

**Tutorial 11:** Functions, call by value, scope and extent,

**Lab 11:** Simple functions using call by value, solving differential equations using Eulers theorem.

- Write a C function to calculate NCR value.
- Write a C function to find the length of a string.
- Write a C function to transpose of a matrix.
- Write a C function to demonstrate numerical integration of differential equations using Euler's method

**WEEK 12:**

**Objective:** Explore how recursive solutions can be programmed by writing recursive functions that can be invoked from the main by programming at-least five distinct problems that have naturally recursive solutions.



**Suggested Experiments/Activities:**

**Tutorial 12:** Recursion, the structure of recursive calls

**Lab 12:** Recursive functions

- i) Write a recursive function to generate Fibonacci series.
- ii) Write a recursive function to find the lcm of two numbers.
- iii) Write a recursive function to find the factorial of a number.
- iv) Write a C Program to implement Ackermann function using recursion.
- v) Write a recursive function to find the sum of series.

**WEEK 13:**

**Objective:** Explore the basic difference between normal and pointer variables, Arithmetic operations using pointers and passing variables to functions using pointers

**Suggested Experiments/Activities:**

**Tutorial 13:** Call by reference, dangling pointers

**Lab 13:** Simple functions using Call by reference, Dangling pointers.

- i) Write a C program to swap two numbers using call by reference.
- ii) Demonstrate Dangling pointer problem using a C program.
- iii) Write a C program to copy one string into another using pointer.
- iv) Write a C program to find no of lowercase, uppercase, digits and other characters using pointers.

**WEEK14:**

**Objective:** To understand data files and file handling with various file I/O functions. Explore the differences between text and binary files.

**Suggested Experiments/Activities:**

**Tutorial 14:** File handling

**Lab 14:** File operations

- i) Write a C program to write and read text into a file.
- ii) Write a C program to write and read text into a binary file using fread() and fwrite()
- iii) Copy the contents of one file to another file.
- iv) Write a C program to merge two files into the third file using command-line arguments.
- v) Find no. of lines, words and characters in a file
- vi) Write a C program to print last n characters of a given file.

**Textbooks:**

1. Ajay Mittal, Programming in C: A practical approach, Pearson.
2. Byron Gottfried, Schaum's Outline of Programming with C, McGraw Hill

**Reference Books:**

1. Brian W. Kernighan and Dennis M. Ritchie, The C Programming Language, Prentice-Hall of India
2. C Programming, A Problem-Solving Approach, Forouzan, Gilberg, Prasad, CENGAGE







L	T	P	C
3	0	0	3

## **ELECTRICAL CIRCUIT ANALYSIS -I**

(EEE & allied branches)

### **Course Objectives:**

To develop an understanding of the fundamental laws, elements of electrical circuits and to apply circuit analysis to DC and AC circuits.

### **Course Outcomes:**

**CO1:** Remembering the basic electrical elements and different fundamental laws.

**CO2:** Understand the network reduction techniques, transformations, concept of self-inductance and mutual inductance, phasor diagrams, resonance and network theorems.

**CO3:** Apply the concepts to obtain various mathematical and graphical representations.

**CO4:** Analyse nodal and mesh networks, series and parallel circuits, steady state response, different circuit topologies (with R, L and C components).

**CO5:** Evaluation of Network theorems, electrical, magnetic and single-phase circuits.

### **UNIT I INTRODUCTION TO ELECTRICAL CIRCUITS**

Basic Concepts of passive elements of R, L, C and their V-I relations, Sources (dependent and independent), Kirchoff's laws, Network reduction techniques (series, parallel, series - parallel, star-to-delta and delta-to-star transformation), source transformation technique, nodal analysis and mesh analysis to DC networks with dependent and independent voltage and current sources, node and mesh analysis.

### **UNIT II MAGNETIC CIRCUITS**

Basic definition of MMF, flux and reluctance, analogy between electrical and magnetic circuits, Faraday's laws of electromagnetic induction – concept of self and mutual inductance, Dot convention – coefficient of coupling and composite magnetic circuit, analysis of series and parallel magnetic circuits.

### **UNIT III SINGLE PHASE CIRCUITS**

Characteristics of periodic functions, Average value, R.M.S. value, form factor, representation of a sine function, concept of phasor, phasor diagrams, node and mesh analysis. Steady state analysis of R, L and C circuits to sinusoidal excitations-response of pure resistance, inductance, capacitance, series RL circuit, series RC circuit, series RLC circuit, parallel RL circuit, parallel RC circuit.





#### UNIT IV RESONANCE AND LOCUS DIAGRAMS

Series Resonance: Characteristics of a series resonant circuit, Q-factor, selectivity and bandwidth, expression for half power frequencies; Parallel resonance: Q-factor, selectivity and bandwidth; Locus diagram: RL, RC, RLC with R, L and C variables.

#### UNIT V NETWORK THEOREMS (DC & AC EXCITATIONS)

Superposition theorem, Thevenin's theorem, Norton's theorem, Maximum Power Transfer theorem, Reciprocity theorem, Millman's theorem and compensation theorem

#### Textbooks:

1. Engineering Circuits Analysis, Jack Kemmerly, William Hayt and Steven Durbin, Tata Mc Graw Hill Education, 2005, sixth edition.
2. Network Analysis, M. E. Van Valkenburg, Pearson Education, 2019, Revised Third Edition

#### Reference Books:

1. Fundamentals of Electrical Circuits, Charles K. Alexander and Mathew N.O. Sadiku, Mc Graw Hill Education (India), 2013, Fifth Edition
2. Electric Circuits (Schaum's outline Series), Mahmood Nahvi, Joseph Edminister, and K. Rao, Mc Graw Hill Education, 2017, Fifth Edition.
3. Electric Circuits, David A. Bell, Oxford University Press, 2009, Seventh Edition.
4. Introductory Circuit Analysis, Robert L Boylestad, Pearson Publications, 2023, Fourteenth Edition.
5. Circuit Theory: Analysis and Synthesis, A. Chakrabarti, Dhanpat Rai & Co., 2018, Seventh Revised Edition.

#### Web Resources:

1. [https://onlinecourses.nptel.ac.in/noc23\\_ee81/preview](https://onlinecourses.nptel.ac.in/noc23_ee81/preview)
2. <https://nptel.ac.in/courses/108104139>
3. <https://nptel.ac.in/courses/108106172>
4. <https://nptel.ac.in/courses/117106108>







L	T	P	C
0	0	3	1.5

## **ELECTRICAL CIRCUITS LAB**

(EEE & allied branches)

### **Course Objectives:**

To impart hands on experience in verification of circuit laws and theorems, measurement of circuit parameters, study of circuit characteristics. It also gives practical exposure to the usage of different circuits with different conditions.

### **Course Outcomes:**

**CO1:** Understand the concepts of network theorems, node and mesh networks, series and parallel resonance and Locus diagrams.

**CO2:** Apply various theorems to compare practical results obtained with theoretical calculations.

**CO3:** Determine self, mutual inductances and coefficient of coupling values, parameters of choke coil.

**CO4:** Analyse different circuit characteristics with the help of fundamental laws and various configurations.

**CO5:** Create locus diagrams of RL, RC series circuits and examine series and parallel resonance.

### **List of Experiments:**

1. Verification of Kirchhoff's circuit laws.
2. Verification of node and mesh analysis.
3. Verification of network reduction techniques.
4. Determination of cold and hot resistance of an electric lamp
5. Determination of Parameters of a choke coil.
6. Determination of self, mutual inductances, and coefficient of coupling
7. Series and parallel resonance
8. Locus diagrams of R-L (L Variable) and R-C (C Variable) series circuits
9. Verification of Superposition theorem
10. Verification of Thevenin's and Norton's Theorems
11. Verification of Maximum power transfer theorem
12. Verification of Compensation theorem
13. Verification of Reciprocity and Millman's Theorems

### **Reference Books:**

1. Engineering Circuits Analysis, Jack Kemmerly, William Hayt and Steven Durbin, Tata Mc Graw Hill Education, 2005, sixth edition.
2. Network Analysis, M. E. Van Valkenburg, Pearson Education, 2019, Revised Third Edition





L	T	P	C
0	0	1	0.5

## **HEALTH AND WELLNESS, YOGA AND SPORTS**

(Common to All branches of Engineering)

### **Course Objectives:**

The main objective of introducing this course is to make the students maintain their mental and physical wellness by balancing emotions in their life. It mainly enhances the essential traits required for the development of the personality.

**Course Outcomes:** After completion of the course the student will be able to

**CO1:** Understand the importance of yoga and sports for Physical fitness and sound health.

**CO2:** Demonstrate an understanding of health-related fitness components.

**CO3:** Compare and contrast various activities that help enhance their health.

**CO4:** Assess current personal fitness levels.

**CO5:** Develop Positive Personality

### **UNIT I**

Concept of health and fitness, Nutrition and Balanced diet, basic concept of immunity Relationship between diet and fitness, Globalization and its impact on health, Body Mass Index (BMI) of all age groups.

#### **Activities:**

- Organizing health awareness programmes in community
- Preparation of health profile
- Preparation of chart for balance diet for all age groups

### **UNIT II**

Concept of yoga, need for and importance of yoga, origin and history of yoga in Indian context, classification of yoga, Physiological effects of Asanas- Pranayama and meditation, stress management and yoga, Mental health and yoga practice.

#### **Activities:**

Yoga practices – Asana, Kriya, Mudra, Bandha, Dhyana, Surya Namaskar

### **UNIT III**

Concept of Sports and fitness, importance, fitness components, history of sports, Ancient and Modern Olympics, Asian games and Commonwealth games.







### Activities:

- i) Participation in one major game and one individual sport viz., Athletics, Volleyball, Basketball, Handball, Football, Badminton, Kabaddi, Kho-kho, Table tennis, Cricket etc.  
Practicing general and specific warm up, aerobics
- ii) Practicing cardiorespiratory fitness, treadmill, run test, 9 min walk, skipping and running.

### Reference Books:

1. Gordon Edlin, Eric Golanty. Health and Wellness, 14th Edn. Jones & Bartlett Learning, 2022
2. T.K.V.Desikachar. The Heart of Yoga: Developing a Personal Practice
3. Archie J.Bahm. Yoga Sutras of Patanjali, Jain Publishing Company, 1993
4. Wiseman, John Lofty, SAS Survival Handbook: The Ultimate Guide to Surviving Anywhere Third Edition, William Morrow Paperbacks, 2014
5. The Sports Rules Book/ Human Kinetics with Thomas Hanlon. -- 3rd ed. Human Kinetics, Inc.2014

### General Guidelines:

1. Institutes must assign slots in the Timetable for the activities of Health/Sports/Yoga.
2. Institutes must provide field/facility and offer the minimum of five choices of as many as Games/Sports.
3. Institutes are required to provide sports instructor / yoga teacher to mentor the students.

### Evaluation Guidelines:

- Evaluated for a total of 100 marks.
- A student can select 6 activities of his/her choice with a minimum of 01 activity per unit. Each activity shall be evaluated by the concerned teacher for 15 marks, totalling to 90 marks.
- A student shall be evaluated by the concerned teacher for 10 marks by conducting viva voce on the subject.



L	T	P	C
0	0	1	0.5

## **NSS/NCC/SCOUTS & GUIDES/COMMUNITY SERVICE**

(Common to All branches of Engineering)

### **Course Objectives:**

The objective of introducing this course is to impart discipline, character, fraternity, teamwork, social consciousness among the students and engaging them in selfless service.

**Course Outcomes:** After completion of the course the students will be able to

**CO1:** Understand the importance of discipline, character and service motto.

**CO2:** Solve some societal issues by applying acquired knowledge, facts, and techniques.

**CO3:** Explore human relationships by analyzing social problems.

**CO4:** Determine to extend their help for the fellow beings and downtrodden people.

**CO5:** Develop leadership skills and civic responsibilities.

### **UNIT I Orientation**

General Orientation on NSS/NCC/ Scouts & Guides/Community Service activities, career guidance.

#### **Activities:**

- i) Conducting –ice breaking sessions-expectations from the course-knowing personal talents and skills
- ii) Conducting orientations programs for the students –future plans-activities-releasing road map etc.
- iii) Displaying success stories-motivational biopics- award winning movies on societal issues etc.
- iv) Conducting talent show in singing patriotic songs-paintings- any other contribution.

### **UNIT II Nature & Care**

#### **Activities:**

- i) Best out of waste competition.
- ii) Poster and signs making competition to spread environmental awareness.
- iii) Recycling and environmental pollution article writing competition.
- iv) Organising Zero-waste day.
- v) Digital Environmental awareness activity via various social media platforms.
- vi) Virtual demonstration of different eco-friendly approaches for sustainable living.
- vii) Write a summary on any book related to environmental issues.

### **UNIT III Community Service**

#### **Activities:**

- i) Conducting One Day Special Camp in a village contacting village-area leaders- Survey in the village, identification of problems- helping them to solve via media- authorities-experts-etc.







- ii) Conducting awareness programs on Health-related issues such as General Health, Mental health, Spiritual Health, HIV/AIDS,
- iii) Conducting consumer Awareness. Explaining various legal provisions etc.
- iv) Women Empowerment Programmes- Sexual Abuse, Adolescent Health and Population Education.
- v) Any other programmes in collaboration with local charities, NGOs etc.

#### Reference Books:

1. Nirmalya Kumar Sinha & Surajit Majumder, *A Text Book of National Service Scheme* Vol;.I, Vidya Kutir Publication, 2021 ( ISBN 978-81-952368-8-6)
2. *Red Book - National Cadet Corps* – Standing Instructions Vol I & II, Directorate General of NCC, Ministry of Defence, New Delhi
3. Davis M. L. and Cornwell D. A., “Introduction to Environmental Engineering”, McGraw Hill, New York 4/e 2008
4. Masters G. M., Joseph K. and Nagendran R. “Introduction to Environmental Engineering and Science”, Pearson Education, New Delhi. 2/e 2007
5. Ram Ahuja. *Social Problems in India*, Rawat Publications, New Delhi.

#### General Guidelines:

1. Institutes must assign slots in the Timetable for the activities.
2. Institutes are required to provide instructor to mentor the students.

#### Evaluation Guidelines:

- Evaluated for a total of 100 marks.
- A student can select 6 activities of his/her choice with a minimum of 01 activity per unit. Each activity shall be evaluated by the concerned teacher for 15 marks, totalling to 90 marks.
- A student shall be evaluated by the concerned teacher for 10 marks by conducting viva voce on the subject.

\*\*\* \*\*






**B.Tech. II Year-I Semester**

S. No	Category	Title	L	T	P	C
1	BS	Complex Variables & Numerical Methods	3	0	0	3
2	HSMC	Universal human values – understanding harmony and Ethical human conduct	2	1	0	3
3	Engineering Science	Electromagnetic Field Theory	3	0	0	3
4	Professional Core	Electrical Circuit Analysis-II	3	0	0	3
5	Professional Core	DC Machines & Transformers	3	0	0	3
6	Professional Core	Electrical Circuit Analysis-II and Simulation Lab	0	0	3	1.5
7	Professional Core	DC Machines & Transformers Lab	0	0	3	1.5
8	Skill Enhancement Course	Data Structures Lab	0	1	2	2
9	Audit Course	Environmental Science	2	0	0	-
<b>Total</b>			<b>15</b>	<b>2</b>	<b>10</b>	<b>20</b>

**B.Tech. II Year-II Semester**

S. No	Category	Title	L	T	P	C
1	Management Course- I	Managerial Economics & Financial Analysis	2	0	0	2
2	Engineering Science/Basic Science	Analog Circuits	3	0	0	3
3	Professional Core	Power Systems-I	3	0	0	3
4	Professional Core	Induction and Synchronous Machines	3	0	0	3
5	Professional Core	Control Systems	3	0	0	3
6	Professional Core	Induction and Synchronous MachinesLab	0	0	3	1.5
7	Professional Core	Control Systems Lab	0	0	3	1.5
8	Skill Enhancement course	Python Programming Lab	0	1	2	2
9	Engineering Science	Design Thinking & Innovation	1	0	2	2
<b>Total</b>			<b>15</b>	<b>1</b>	<b>10</b>	<b>21</b>







L	T	P	C
3	0	0	3

## COMPLEX VARIABLES & NUMERICAL METHODS

### Course Objectives:

- To elucidate the different numerical methods to solve nonlinear algebraic equations
- To disseminate the use of different numerical techniques for carrying out numerical integration.
- To familiarize the complex variables.
- To equip the students to solve application problems in their disciplines.

### Course Outcomes:

1. Evaluate the approximate roots of polynomial and transcendental equations by different algorithms. Apply Newton's forward & backward interpolation and Lagrange's formulae for equal and unequal intervals (L3)
2. Apply numerical integral techniques to different Engineering problems. Apply different algorithms for approximating the solutions of ordinary differential equations with initial conditions to its analytical computations (L3)
3. Apply Cauchy-Riemann equations to complex functions in order to determine whether a given continuous function is analytic (L3)
4. Evaluate the Taylor and Laurent expansions of simple functions, determining the nature of the singularities and calculating residues. Make use of the Cauchy residue theorem to evaluate certain integrals (L3)
5. Explain properties of various types of conformal mappings (L5)

### UNIT – I: Iterative Methods:

Introduction – Solutions of algebraic and transcendental equations: Bisection method – Secant method – Method of false position – General Iteration method – Newton-Raphson method (Simultaneous Equations)


**Interpolation:** Newton's forward and backward formulae for interpolation – Interpolation with unequal intervals – Lagrange's interpolation formula.

### UNIT – II: Numerical integration, Solution of ordinary differential equations with initial conditions:

Trapezoidal rule– Simpson's  $1/3^{\text{rd}}$  and  $3/8^{\text{th}}$  rule– Solution of initial value problems by Taylor's series– Picard's method of successive approximations– Euler's method –Runge-Kutta method (second and fourth order) – Milne's Predictor and Corrector Method.

### UNIT – III: Functions of a complex variable and Complex integration:

Introduction – Continuity – Differentiability – Analyticity –Cauchy-Riemann equations in





Cartesian and polar coordinates – Harmonic and conjugate harmonic functions – Milne Thompson method. Complex integration: Line integral – Cauchy's integral theorem – Cauchy's integral formula – Generalized integral formula (all without proofs) and problems on above theorems.

#### **UNIT – IV: Series expansions and Residue Theorem:**

Radius of convergence – Expansion of function in Taylor's series, Maclaurin's series and Laurent series. Types of Singularities: Isolated – Essential singularities – Pole of order  $m$  – Residues – Residue Theorem (without proof) – Evaluation of real integral of the types  $\int_{-\infty}^{\infty} f(x)dx$  and  $\int_c^{c+\pi} \cos\theta \sin\theta d\theta$

#### **UNIT – V: Conformal mapping:**


Transformation by  $e^z \ln z$ ,  $z^2$ ,  $z^n$  ( $n$  positive integer),  $\sin z$ ,  $\cos z$ ,  $z + a/z$ . Translation, rotation, inversion and bilinear transformation – fixed point – cross ratio – properties – invariance of circles and cross ratio – determination of bilinear transformation mapping 3 given points.

#### **Text Books:**

1. **B. S. Grewal**, Higher Engineering Mathematics, 44<sup>th</sup> Edition, Khanna Publishers.
2. **Michael Greenberg**, Advanced Engineering Mathematics, 2<sup>nd</sup> edition, Pearson edition.

#### **Reference Books:**

1. **Erwin Kreyszig**, Advanced Engineering Mathematics, 10<sup>th</sup> Edition, Wiley-India.
2. **B. V. Ramana**, Higher Engineering Mathematics, 2007 Edition, Tata Mc. Graw Hill Education.
3. **Steven C. Chapra**, Applied Numerical Methods with MATLAB for Engineering and Science, Tata Mc. Graw Hill Education.
4. **M. K. Jain, S.R.K. Iyengar and R.K. Jain**, Numerical Methods for Scientific and Engineering Computation, New Age International Publications.
5. **J. W. Brown and R. V. Churchill**, Complex Variables and Applications, 9<sup>th</sup> edition, Mc-Graw Hill, 2013.







L	T	P	C
2	1	0	3

## **UNIVERSAL HUMAN VALUES – UNDERSTANDING HARMONY AND ETHICAL HUMAN CONDUCT**

### **Course Objectives:**

- To help the students appreciate the essential complementary between 'VALUES' and 'SKILLS' to ensure sustained happiness and prosperity which are the core aspirations of all human beings
- To facilitate the development of a Holistic perspective among students towards life and profession as well as towards happiness and prosperity based on a correct understanding of the Human reality and the rest of existence. Such holistic perspective forms the basis of Universal Human Values and movement towards value-based living in a natural way.
- To highlight plausible implications of such a Holistic understanding in terms of ethical human conduct, trustful and mutually fulfilling human behavior and mutually enriching interaction with Nature.

### **Course Outcomes:**

- Define the terms like Natural Acceptance, Happiness and Prosperity (L1, L2)
- Identify one's self, and one's surroundings (family, society nature) (L1, L2)
- Apply what they have learnt to their own self in different day-to-day settings in real life (L3)
- Relate human values with human relationship and human society. (L4)
- Justify the need for universal human values and harmonious existence (L5)
- Develop as socially and ecologically responsible engineers (L3, L6)

### **Course Topics**

The course has 28 lectures and 14 tutorials in 5 modules. The lectures and tutorials are of 1- hour duration. Tutorial sessions are to be used to explore and practice what has been proposed during the lecture sessions.

The Teacher's Manual provides the outline for lectures as well as practice sessions. The

teacher is expected to present the issues to be discussed as propositions and encourage the students to have a dialogue.





## UNIT I

Introduction to Value Education (6 lectures and 3 tutorials for practice session)

Lecture 1: Right Understanding, Relationship and Physical Facility (Holistic Development and the Role of Education)

Lecture 2: Understanding Value Education

Tutorial 1: Practice Session PS1 Sharing about Oneself

Lecture 3: self-exploration as the Process for Value Education

Lecture 4: Continuous Happiness and Prosperity – the Basic Human Aspirations

Tutorial 2: Practice Session PS2 Exploring Human Consciousness

Lecture 5: Happiness and Prosperity – Current Scenario

Lecture 6: Method to Fulfill the Basic Human Aspirations

Tutorial 3: Practice Session PS3 Exploring Natural Acceptance

## UNIT II

Harmony in the Human Being (6 lectures and 3 tutorials for practice session)

Lecture 7: Understanding Human being as the Co-existence of the self and the body.

Lecture 8: Distinguishing between the Needs of the self and the body

Tutorial 4: Practice Session PS4 Exploring the difference of Needs of self and body.

Lecture 9: The body as an Instrument of the self.

Lecture 10: Understanding Harmony in the self.

Tutorial 5: Practice Session PS5 Exploring Sources of Imagination in the self.

Lecture 11: Harmony of the self with the body.

Lecture 12: Programme to ensure self-regulation and Health.

Tutorial 6: Practice Session PS6 Exploring Harmony of self with the body.

## UNIT III

Harmony in the Family and Society (6 lectures and 3 tutorials for practice session)

Lecture 13: Harmony in the Family – the Basic Unit of Human Interaction

Lecture 14: 'Trust' – the Foundational Value in Relationship

Tutorial 7: Practice Session PS7 Exploring the Feeling of Trust

Lecture 15: 'Respect' – as the Right Evaluation

Tutorial 8: Practice Session PS8 Exploring the Feeling of Respect

Lecture 16: Other Feelings, Justice in Human-to-Human Relationship

Lecture 17: Understanding Harmony in the Society

Lecture 18: Vision for the Universal Human Order

Tutorial 9: Practice Session PS9 Exploring Systems to fulfil Human Goal

## UNIT IV

Harmony in the Nature/Existence (4 lectures and 2 tutorials for practice session)

Lecture 19: Understanding Harmony in the Nature

Lecture 20: Interconnectedness, self-regulation and Mutual Fulfilment among the Four Orders of Nature







Tutorial 10: Practice Session PS10 Exploring the Four Orders of Nature  
Lecture 21: Realizing Existence as Co-existence at All Levels  
Lecture 22: The Holistic Perception of Harmony in Existence  
Tutorial 11: Practice Session PS11 Exploring Co-existence in Existence.

## **UNIT V**

Implications of the Holistic Understanding – a Look at Professional Ethics (6lectures and 3 tutorials for practice session)

Lecture 23: Natural Acceptance of Human Values

Lecture 24: Definitiveness of (Ethical) Human Conduct

Tutorial 12: Practice Session PS12 Exploring Ethical Human Conduct

Lecture 25: A Basis for Humanistic Education, Humanistic Constitution and Universal Human Order

Lecture 26: Competence in Professional Ethics

Tutorial 13: Practice Session PS13 Exploring Humanistic Models in Education

Lecture 27: Holistic Technologies, Production Systems and Management Models-Typical Case Studies

Lecture 28: Strategies for Transition towards Value-based Life and Profession

Tutorial 14: Practice Session PS14 Exploring Steps of Transition towards Universal Human Order

Practice Sessions for UNIT I – Introduction to Value Education

PS1 Sharing about Oneself

PS2 Exploring Human Consciousness

PS3 Exploring Natural Acceptance

Practice Sessions for UNIT II – Harmony in the Human Being

PS4 Exploring the difference of Needs of self and body

PS5 Exploring Sources of Imagination in the self

PS6 Exploring Harmony of self with the body

Practice Sessions for UNIT III – Harmony in the Family and Society

PS7 Exploring the Feeling of Trust

PS8 Exploring the Feeling of Respect

PS9 Exploring Systems to fulfil Human Goal

Practice Sessions for UNIT IV – Harmony in the Nature (Existence)

PS10 Exploring the Four Orders of Nature

PS11 Exploring Co-existence in Existence

Practice Sessions for UNIT V- Implications of the Holistic - Understanding a Look at Professional Ethics

PS12 Exploring Ethical Human Conduct

PS13 Exploring Humanistic Models in Education

PS14 Exploring Steps of Transition towards Universal Human Order





## READINGS:

### Textbook and Teachers Manual

#### a. The Textbook

R R Gaur, R Asthana, G P Bagaria, A Foundation Course in Human Values and Professional Ethics 2nd Revised Edition, Excel Books, New Delhi, 2019. ISBN 978-93-87034-47-1

#### b. The Teacher's Manual

R R Gaur, R Asthana, G P Bagaria, Teachers' Manual for A Foundation Course in Human Values and Professional Ethics, 2nd Revised Edition, Excel Books, New Delhi, 2019. ISBN 978-93-87034-53-2

### Reference Books

1. Jeevan Vidya: EkParichaya, A Nagaraj, JeevanVidyaPrakashan, Amarkantak, 1999.
2. Human Values, A.N. Tripathi, New Age Intl. Publishers, New Delhi, 2004.
3. The Story of Stuff (Book).
4. The Story of My Experiments with Truth - by Mohandas Karamchand Gandhi
5. Small is Beautiful - E. F Schumacher.
6. Slow is Beautiful - Cecile Andrews
7. Economy of Permanence - J C Kumarappa
8. Bharat Mein Angreji Raj – PanditSunderlal
9. Rediscovering India - by Dharampal
10. Hind Swaraj or Indian Home Rule - by Mohandas K. Gandhi
11. India Wins Freedom - Maulana Abdul Kalam Azad
12. Vivekananda - Romain Rolland (English)
13. Gandhi - Romain Rolland (English)

### Mode of Conduct:

Lecture hours are to be used for interactive discussion, placing the proposals about the topics at hand and motivating students to reflect, explore and verify them.

Tutorial hours are to be used for practice sessions.

While analyzing and discussing the topic, the faculty mentor's role is in pointing to essential elements to help in sorting them out from the surface elements. In other words, help the students explore the important or critical elements.

In the discussions, particularly during practice sessions (tutorials), the mentor encourages the student to connect with one's own self and do self-observation, self-reflection and self-exploration.

Scenarios may be used to initiate discussion. The student is encouraged to take up "ordinary" situations rather than "extra-ordinary" situations. Such observations and their analyses are shared and discussed with other students and faculty mentor, in a group sitting.

Tutorials (experiments or practical) are important for the course. The difference is that the laboratory is everyday life, and practical are how you behave and work in real life.








Depending on the nature of topics, worksheets, home assignment and/or activity are included. The practice sessions (tutorials) would also provide support to a student in performing actions commensurate to his/her beliefs. It is intended that this would lead to development of commitment, namely behaving and working based on basic human values. It is recommended that this content be placed before the student as it is, in the form of a basic foundation course, without including anything else or excluding any part of this content. Additional content may be offered in separate, higher courses. This course is to be taught by faculty from every teaching department, not exclusively by any one department. Teacher preparation with a minimum exposure to at least one 8-day Faculty Development Program on Universal Human Values is deemed essential.

**Online Resources:**

1. <https://fdp-si.aicte-india.org/UHV-II%20Class%20Notes%20&%20Handouts/UHV%20Handout%201-Introduction%20to%20Value%20Education.pdf>
2. <https://fdp-si.aicte-india.org/UHV-II%20Class%20Notes%20&%20Handouts/UHV%20Handout%202-Harmony%20in%20the%20Human%20Being.pdf>
3. <https://fdp-si.aicte-india.org/UHV-II%20Class%20Notes%20&%20Handouts/UHV%20Handout%203-Harmony%20in%20the%20Family.pdf>
4. <https://fdp-si.aicte-india.org/UHV%20I%20Teaching%20Material/D3-S2%20Respect%20July%202023.pdf>
5. <https://fdp-si.aicte-india.org/UHV-II%20Class%20Notes%20&%20Handouts/UHV%20Handout%205-Harmony%20in%20the%20Nature%20and%20Existence.pdf>
6. <https://fdp-si.aicte-india.org/download/FDPTeachingMaterial/3-days%20FDP-SI%20UHV%20Teaching%20Material/Day%203%20Handouts/UHV%203D%20D3-S2A%20Und%20Nature-Existence.pdf>
7. <https://fdp-si.aicte-india.org/UHV%20II%20Teaching%20Material/UHV%20II%20Lecture%2023-25%20Ethics%20v1.pdf>
8. <https://www.studocu.com/in/document/kiet-group-of-institutions/universal-human-values/chapter-5-holistic-understanding-of-harmony-on-professional-ethics/62490385>
9. [https://onlinecourses.swayam2.ac.in/aic22\\_ge23/preview](https://onlinecourses.swayam2.ac.in/aic22_ge23/preview)





## II Year – I SEMESTER

L	T	P	C
3	0	0	3

### ELECTROMAGNETIC FIELD THEORY

**Pre-requisite:** Concepts of Differential Equations, Vector Calculus and Electrical Circuit Analysis.

#### Course Objectives:

- To study the production of electric field and potentials due to different configurations of static charges.
- To study the properties of conductors and dielectrics, calculate the capacitance of different configurations. Understand the concept of conduction and convection current densities.
- To study the magnetic fields produced by currents in different configurations, application of Ampere's law and the Maxwell's second and third equations.
- To study the magnetic force and torque through Lorentz force equation in magnetic field environment like conductors and other current loops.
- To develop the concept of self and mutual inductances and the energy stored.
- To study time varying and Maxwell's equations in different forms and Maxwell's fourth equation for the induced EMF.

#### Course Outcomes:

At the end of the course, student will be able to,

CO1: Compute electric fields and potentials using Gauss law/ solve Laplace's or Poisson's equations for various electric charge distributions.

CO2: Analyse the behavior of conductors in electric fields, electric dipole and the capacitance and energy stored in dielectrics.

CO3: Calculate the magnetic field intensity due to current carrying conductor and understanding the application of Ampere's law, Maxwell's second and third law.

CO4: Estimate self and mutual inductances and the energy stored in the magnetic field.

CO5: Understand the concepts of Faraday's laws, Displacement current, Poynting theorem and Poynting vector.

#### UNIT - I

##### Vector Analysis:

**Vector Algebra:** Scalars and Vectors, Unit vector, Vector addition and subtraction, Position and distance vectors, Vector multiplication, Components of a vector.

**Coordinate Systems:** Rectangular, Cylindrical and Spherical coordinate systems.

**Vector Calculus:** Differential length, Area and Volume. Del operator, Gradient of a scalar, Divergence of a vector and Divergence theorem (definition only). Curl of a vector and Stoke's theorem (definition only), Laplacian of a scalar

##### Electrostatics:

Coulomb's law and Electric field intensity (EFI) – EFI due to Continuous charge distributions (line and surface charge), Electric flux density, Gauss's law (Maxwell's first







Equation),  $\nabla \cdot \vec{D} = \rho_v$ , Applications of Gauss's law, Electric Potential (V), Work done in moving a point charge in an electrostatic field (second Maxwell's equation for static electric fields,  $\nabla \times \vec{E} = 0$ , Potential gradient, Laplace's and Poisson's equations.

## UNIT - II

### Conductors – Dielectrics and Capacitance:

Behavior of conductor in Electric field, Electric dipole and dipole moment – Potential and EFI due to an electric dipole, Torque on an Electric dipole placed in an electric field, Current density-conduction and convection current densities, Ohm's law in point form, Behavior of conductors in an electric field, Polarization, dielectric constant and strength, Continuity equation and relaxation time, Boundary conditions between conductor to dielectric, dielectric to dielectric and conductor to free space, Capacitance of parallel plate, coaxial and spherical capacitors, Energy stored and density in a static electric field.

## UNIT - III

### Magneto statics, Ampere's Law and Force in magnetic fields:

Biot-Savart's law and its applications viz. Straight current carrying filament, circular, square, rectangle and solenoid current carrying wire – Magnetic flux density and Maxwell's second Equation ( $\nabla \cdot \vec{B} = 0$ ), Ampere's circuital law and its applications viz. MFI due to an infinite sheet, long filament, solenoid, toroidal current carrying conductor, point form of Ampere's circuital law, Maxwell's third equation ( $\nabla \times \vec{H} = \vec{J}$ ).

Magnetic force, moving charges in a magnetic field – Lorentz force equation, force on a current element in a magnetic field, force on a straight and a long current carrying conductor in a magnetic field, force between two straight long and parallel current carrying conductors, Magnetic dipole, Magnetic torque, and moment.

## UNIT - IV


### Self and mutual inductance:

Self and mutual inductance – determination of self-inductance of a solenoid, toroid, coaxial cable and mutual inductance between a straight long wire and a square loop wire in the same plane – Energy stored and energy density in a magnetic field.

## UNIT - V

### Time Varying Fields:

Faraday's laws of electromagnetic induction, Maxwell's fourth equation  $\nabla \times \vec{E} = -\frac{\partial \vec{B}}{\partial t}$  integral and point forms of Maxwell's equations, statically and dynamically induced EMF, Displacement current, Modification of Maxwell's equations for time varying fields, Poynting theorem and Poynting vector.





**Textbooks:**

1. “Elements of Electromagnetics” by Matthew N O Sadiku, Oxford Publications, 7<sup>th</sup> edition, 2018.
2. “Engineering Electromagnetics” by William H. Hayt & John. A. Buck Mc. Graw-Hill, 7<sup>th</sup> Edition. 2006.

**Reference Books:**

1. “Introduction to Electro Dynamics” by D J Griffiths, Prentice-Hall of India Pvt. Ltd, 2<sup>nd</sup> edition.
2. “Electromagnetic Field Theory” by Yaduvir Singh, Pearson India, 1<sup>st</sup> edition, 2011.
3. “Fundamentals of Engineering Electromagnetics” by Sunil Bhooshan, Oxford University Press, 2012.
4. Schaum's Outline of Electro magnetics by Joseph A. Edminister, Mahamood Navi, 4<sup>th</sup> Edition, 2014.

**Online Learning Resources:**

1. <https://archive.nptel.ac.in/courses/108/106/108106073/>
2. <https://nptel.ac.in/courses/117103065>







## II Year –I SEMESTER

L	T	P	C
3	0	0	3

### ELECTRICAL CIRCUIT ANALYSIS-II

**Pre-requisite:** Analysis of DC and Single-phase AC Circuits, Concepts of differentiation and integration.

#### Course Objectives:

- To understand three phase circuits
- To analyse transients in electrical systems
- To evaluate network parameters of given electrical network
- To apply Fourier analysis to electrical systems
- To understand graph theory for circuit analysis and to understand the behaviour of filters

#### Course Outcomes:

At the end of the course, student will be able to,

CO1: Analyse the balanced and unbalanced 3 phase circuits for power calculations. CO2: Analyse the transient behaviour of electrical networks in different domains. CO3: Estimate various Network parameters.

CO4: Apply the concept of Fourier series to electrical systems. CO5: Analyse the filter circuit for electrical circuits.

#### UNIT - I

##### Analysis of three phase balanced circuits:

Phase sequence, star and delta connection of sources and loads, relation between line and phase quantities, analysis of balanced three phase circuits, measurement of active and reactive power.


##### Analysis of three phase unbalanced circuits:

Loop method, Star-Delta transformation technique, two-wattmeter method for measurement of three phase power.

#### UNIT – II

**Laplace transforms** – Definition and Laplace transforms of standard functions– Shifting theorem – Transforms of derivatives and integrals, Inverse Laplace transforms and applications.

**Transient Analysis:** Transient response of R-L, R-C and R-L-C circuits (Series and parallel combinations) for D.C. and sinusoidal excitations – Initial conditions - Solution using differential equation approach and Laplace transform approach.





### UNIT - III

**Network Parameters:** Impedance parameters, Admittance parameters, Hybrid parameters, Transmission (ABCD) parameters, conversion of Parameters from one form to other, Conditions for Reciprocity and Symmetry, Interconnection of Two Port networks in Series, Parallel and Cascaded configurations- problems.

### UNIT - IV

**Analysis of Electric Circuits with Periodic Excitation:** Fourier series and evaluation of Fourier coefficients, Trigonometric and complex Fourier series for periodic waveforms, Application to Electrical Systems – Effective value and average value of non-sinusoidal periodic waveforms, power factor, effect of harmonics

### UNIT - V

**Filters:** Classification of filters-Low pass, High pass, Band pass and Band Elimination filters, Constant-k filters -Low pass and High Pass, Design of Filters.

#### Textbooks:

1. Engineering Circuit Analysis, William Hayt and Jack E. Kemmerly, 8th Edition McGraw-Hill, 2013
2. Fundamentals of Electric Circuits, Charles K. Alexander, Mathew N. O. Sadiku, 3<sup>rd</sup> Edition, Tata McGraw-Hill, 2019

#### Reference Books:

1. Network Analysis, M. E. Van Valkenburg, 3<sup>rd</sup> Edition, PHI, 2019.
2. Network Theory, N. C. Jagan and C. Lakshminarayana, 1<sup>st</sup> Edition, B. S. Publications, 2012.
3. Circuits and Networks Analysis and Synthesis, A. Sudhakar, Shyam Mohan S. Palli, 5<sup>th</sup> Edition, Tata McGraw-Hill, 2017.
4. Engineering Network Analysis and Filter Design (Including Synthesis of One Port Networks)- Durgesh C. Kulshreshtha Gopal G. Bhise, Prem R. Chadha, Umesh Publications 2012.
5. Circuit Theory: Analysis and Synthesis, A. Chakrabarti, Dhanpat Rai & Co., 2018, 7<sup>th</sup> Revised Edition.

#### Online Learning Resources:

1. <https://archive.nptel.ac.in/courses/117/106/117106108/>
2. <https://archive.nptel.ac.in/courses/108/105/108105159/>







## II Year – I SEMESTER

L	T	P	C
3	0	0	3

### DC MACHINES & TRANSFORMERS

**Pre-requisite:** Principles of Electromechanical Energy Conversion, Electromagnetic fields and Electrical Circuit Analysis.

#### Course Objectives:

Students will get exposure to

- Understand the characteristics and applications of DC Machines.
- Develop problem solving skills about the starting, speed control and testing of DC Machines.
- Understand the concepts of efficiency and regulation of a transformer by obtaining equivalent circuit.
- Analyze the performance of single-phase transformers and to understand the connection diagrams of three-phase transformers.

#### Course Outcomes:

At the end of the course, the student will be able to,

CO1: Understand the process of voltage build-up in DC generators and characteristics.

CO2: Understand the process of torque production, starting and speed control of DC motors and illustrate their characteristics.

CO3: Obtain the equivalent circuit of single-phase transformer and determine its efficiency & regulation.

CO4: Analyse various configurations of three-phase transformers.

#### UNIT – I: DC Generators:

Construction and principle of operation of DC machines – EMF equation for generator – Excitation techniques – characteristics of DC generators – applications of DC Generators, Back-emf and torque equations of DC motor – Armature reaction and commutation.

#### UNIT – II: Starting, Speed Control and Testing of DC Machines

Characteristics of DC motors – losses and efficiency – applications of DC motors. Necessity of a starter – starting by 3-point and 4-point starters – speed control by armature voltage and field current control – testing of DC machines – brake test, Swinburne's test – Hopkinson's test – Field Test.

#### UNIT – III: Single-phase Transformers

Introduction to single-phase Transformers (Construction and principle of operation) – emf equation – operation on no-load and on load – lagging, leading and unity power factors loads – phasor diagrams – equivalent circuit – regulation – losses and efficiency – effect of variation





of frequency and supply voltage on losses – all day efficiency.

#### **UNIT –IV: Testing of Transformers**

Open Circuit and Short Circuit tests – Sumpner's test – separation of losses— Parallel operation with equal and unequal voltage ratios– auto transformer – equivalent circuit – comparison with two winding transformers.

#### **UNIT – V**

##### **Three-Phase Transformers:**

Polyphase connections- Y/Y, Y/ $\Delta$ ,  $\Delta$ /Y,  $\Delta$ / $\Delta$ , open  $\Delta$  and Vector groups – third harmonics in phase voltages– Parallel operation–three winding transformers- transients in switching –off load and on load tap changers–Scott connection.

##### **Textbooks:**


1. Electrical Machinery by Dr. P S Bimbhra, 7th edition, Khanna Publishers, New Delhi, 1995.
2. Performance and analysis of AC machines by M.G. Say, CBS, 2002.

##### **Reference Books:**

1. Electrical Machines by D. P.Kothari, I .J .Nagarth, McGraw Hill Publications, 5th edition
2. Electrical Machinery Fundamentals by Stephen J Chapman McGraw Hill education 2011.
3. Generalized Theory of Electrical Machines by Dr. P S Bimbhra, 7<sup>th</sup> Edition, Khanna Publishers, 2021.
4. Theory & Performance of Electrical Machines by J.B.Gupta, S.K.Kataria & Sons, 2007.
5. Electric Machinery by Fitzgerald, A.E., Kingsley, Jr., C., & Umans, S. D, 7<sup>th</sup> edition, McGraw-Hill Education, 2014.

##### **Online Learning Resources:**

1. [nptel.ac.in/courses/108/105/108105112](http://nptel.ac.in/courses/108/105/108105112)
2. [nptel.ac.in/courses/108/105/108105155](http://nptel.ac.in/courses/108/105/108105155)







**II Year – I SEMESTER**

L	T	P	C
0	0	3	1.5

**ELECTRICAL CIRCUIT ANALYSIS-II AND SIMULATION LAB**

**Course Objectives:**

- To measure three phase Active and Reactive power
- To analyse transient behavior of circuits
- To determine 2-port network parameters
- To analyse electrical circuits using simulation tools

**Course Outcomes:**

At the end of the course, student will be able to,

CO1: Understand the power calculations in three phase circuits. CO2: Evaluate the time response of given network.

CO3: Evaluate two port network parameters.

CO4: Simulate and analyse electrical circuits using suitable software.

**List of Experiments**

**Any 10 of the following experiments are to be conducted:**

1. Measurement of Active Power and Reactive Power for balanced loads.
2. Measurement of Active Power and Reactive Power for unbalanced loads.
3. Determination of Z and Y parameters.
4. Determination of ABCD and hybrid parameters
5. Verification of Kirchhoff's current law and voltage law using simulation tools.
6. Verification of mesh and nodal analysis using simulation tools.
7. Verification of super position and maximum power transfer theorems using simulation tools.
8. Verification of Reciprocity and Compensation theorems using simulation tools.
9. Verification of Thevenin's and Norton's theorems using simulation tools.
10. Verification of series and parallel resonance using simulation tools.
11. Simulation and analysis of transient response of RL, RC and RLC circuits.
12. Verification of self-inductance and mutual inductance by using simulation tools.





## II Year I SEMESTER

L	T	P	C
0	0	3	1.5

### DC MACHINES & TRANSFORMERS LAB

#### Course Objectives:

The objectives of this course is

- To conduct the experiment and plot the characteristics and applications of DC machines.
- To perform the starting, speed control and testing methods of DC Machines.
- To determine/Predetermine efficiency and regulation of the transformer through equivalent circuit.

#### Course Outcomes:

At the end of the course, the student will be able to,

CO1: Demonstrate starting and speed control methods of DC Machines.

CO2: Apply theoretical concepts in analysing the performance characteristics of DC Machines.

CO3: Determine the performance characteristics of DC machines using different testing methods.

CO4: Determine the performance parameters of single-phase transformer.

#### List of Experiments

**Any 10 of the following experiments are to be conducted:**

1. Speed control of DC shunt motor by Field Current and Armature Voltage Control.
2. Brake test on DC shunt motor- Determination of performance curves.
3. Swinburne's test - Predetermination of efficiencies as DC Generator and Motor.
4. Hopkinson's test on DC shunt Machines.
5. Load test on DC compound generator-Determination of characteristics.
6. Load test on DC shunt generator-Determination of characteristics.
7. Field test on DC series machines-Determination of efficiency.
8. Brake test on DC compound motor-Determination of performance curves.
9. OC & SC tests on single phase transformer.
10. Sumpner's test on single phase transformer.
11. Scott connection of transformers.
12. Parallel operation of Single-phase Transformers.
13. Separation of core losses of a single-phase transformer.

#### Online Learning Resources:

1. <https://ems-iitr.vlabs.ac.in/List%20of%20experiments.html>





L	T	P	C
0	1	2	2

## DATA STRUCTURES LAB

### Course Objectives:

- To provide the knowledge of basic data structures and their implementations.
- To understand importance of data structures in context of writing efficient programs.
- To develop skills to apply appropriate data structures in problem solving.

### Course Outcomes:

At the end of the course, Student will be able to

CO1: Identify the role of data structures in organizing and accessing data. CO2: Design, implement, and apply linked lists for dynamic data storage. CO3: Develop applications using stacks and queues.

CO2: Design, implement, and apply linked lists for dynamic data storage.

CO3: Develop applications using stacks and queues.

CO4: Design and implement algorithms for operations on binary trees and binary search trees.

CO5: Devise novel solutions to small scale programming challenges involving data structures such as stacks, queues, Trees.

### UNIT I

**Introduction to Data Structures:** Definition and importance of Data structures, Abstract data types (ADTs) and its specifications, **Arrays:** Introduction, 1-D, 2-D Arrays, accessing elements of array, Row Major and Column Major storage of Arrays, **Searching Techniques:** Linear & Binary Search, **Sorting Techniques:** Bubble sort, Selection sort, Quick sort.

### Sample experiments:

1. Program to find min & max element in an array.
2. Program to implement matrix multiplication.
3. Find an element in given list of sorted elements in an array using Binary search.
4. Implement Selection and Quick sort techniques.

### UNIT II

**Linked Lists:** Singly linked lists: representation and operations, doubly linked lists and circular linked lists, Comparing arrays and linked lists, Applications of linked lists.

### Sample experiments:

1. Write a program to implement the following operations.
  - a. Insert
  - b. Deletion
  - c. Traversal



O.V. Road, KANDUKUR - 523 105.  
 PRAKASAM (Dist.), AP. INDIA.  
 T : 08598 222288, 221200, F : 08598 221300  
 E : pec@prakasamec.com  
 W : www.prakasamec.com



2. Write a program to store name, roll no, and marks of students in a class using circular double linked list.
3. Write a program to perform addition of given two polynomial expressions using linked list.

### UNIT III

**Stacks:** Introduction to stacks: properties and operations, implementing stacks using arrays and linked lists, Applications of stacks in expression evaluation, backtracking, reversing list etc.

#### Sample experiments:

1. Implement stack operations using
  - a. Arrays
  - b. Linked list
2. Convert given infix expression into post fix expression using stacks.
3. Evaluate given post fix expression using stack.
4. Write a program to reverse given linked list using stack.

### UNIT IV

**Queues:** Introduction to queues: properties and operations, Circular queues, implementing queues using arrays and linked lists, Applications of queues scheduling, etc.

**Deque:** Introduction to deque (double-ended queues), Operations on deque and their applications.

#### Sample experiments:

1. Implement Queue operations using
  - a. Arrays
  - b. Linked list
2. Implement Circular Queue using
  - a. Arrays
  - b. Linked list
3. Implement Dequeue using linked list.

### UNIT V

**Trees:** Introduction to Trees, Binary trees and traversals, Binary Search Tree – Insertion, Deletion & Traversal

#### Sample experiments:

1. Implement binary tree traversals using linked list.
2. Write program to create binary search tree for given list of integers. Perform in-order traversal of the tree. Implement insertion and deletion operations.








**Textbooks:**

1. Data Structures and algorithm analysis in C, Mark Allen Weiss, Pearson, 2<sup>nd</sup> Edition.
2. Fundamentals of data structures in C, Ellis Horowitz, Sartaj Sahni, Susan Anderson-Freed, Silicon Press, 2008

**Reference Books:**

1. Algorithms and Data Structures: The Basic Toolbox by Kurt Mehlhorn and Peter Sanders.
2. C Data Structures and Algorithms by Alfred V. Aho, Jeffrey D. Ullman, and John E. Hopcroft.
3. Problem Solving with Algorithms and Data Structures by Brad Miller and David Ranum.
4. Introduction to Algorithms by Thomas H. Cormen, Charles E. Leiserson, Ronald L. Rivest, and Clifford Stein.
5. Algorithms in C, Parts 1-5 (Bundle): Fundamentals, Data Structures, Sorting, Searching, and Graph Algorithms" by Robert Sedgewick.





**II Year I Semester**

L	T	P	C
2	0	0	-

**ENVIRONMENTAL SCIENCE**

**Course Objectives:**

- To make the students to get awareness on environment
- To understand the importance of protecting natural resources, ecosystems for future generations and pollution causes due to the day-to-day activities of human life
- To save earth from the inventions by the engineers.

**UNIT – I**

Multidisciplinary Nature of Environmental Studies: – Definition, Scope and Importance – Need for Public Awareness.

Natural Resources : Renewable and non-renewable resources – Natural resources and associated problems – Forest resources – Use and over – exploitation, deforestation, case studies – Timber extraction – Mining, dams and other effects on forest and tribal people –Water resources – Use and over utilization of surface and ground water – Floods, drought, conflicts over water, dams – benefits and problems – Mineral resources: Use and exploitation, environmental effects of extracting and using mineral resources, case studies –Food resources: World food problems, changes caused by agriculture and overgrazing, effects of modern agriculture, fertilizer-pesticide problems, water logging, salinity, case studies. – Energy resources:

**UNIT – II**

Ecosystems: Concept of an ecosystem. – Structure and function of an ecosystem – Producers, consumers and decomposers – Energy flow in the ecosystem – Ecological succession – Food chains, food webs and ecological pyramids – Introduction, types, characteristic features, structure and function of the following ecosystem:

- a. Forest ecosystem.
- b. Grassland ecosystem
- c. Desert ecosystem
- d. Aquatic ecosystems (ponds, streams, lakes, rivers, oceans, estuaries)

Biodiversity and Its Conservation: Introduction and Definition: genetic, species and ecosystem diversity – Bio-geographical classification of India – Value of the biodiversity: consumptive use, Productive use, social, ethical, aesthetic and option values – Biodiversity at global, National and local levels – India as a mega-diversity nation - Hot-spots of biodiversity – Threats to biodiversity: habitat loss, poaching of wildlife, the man-wildlife conflicts – Endangered and endemic species of India – Conservation of biodiversity: In-situ and Ex-situ conservation of biodiversity.







### UNIT – III

Environmental Pollution: Definition, Cause, effects and control measures of:

- a. Air Pollution.
- b. Water pollution
- c. Soil pollution
- d. Marine pollution
- e. Noise pollution
- f. Thermal pollution
- g. Nuclear hazards

Solid Waste Management: Causes, effects and control measures of urban and industrial wastes – Role of an individual in prevention of pollution – Pollution case studies – Disaster management: floods, earthquake, cyclone and landslides.

### UNIT – IV

Social Issues and the Environment: From Unsustainable to Sustainable development – Urban problems related to energy – Water conservation, rain water harvesting, watershed management – Resettlement and rehabilitation of people; its problems and concerns. Case studies – Environmental ethics: Issues and possible solutions – Climate change, global warming, acid rain, ozone layer depletion, nuclear accidents and holocaust. Case Studies – Wasteland reclamation. – Consumerism and waste products. – Environment Protection Act. – Air (Prevention and Control of Pollution) Act. – Water (Prevention and control of Pollution) Act – Wildlife Protection Act – Forest Conservation Act – Issues involved in enforcement of environmental legislation – Public awareness.

### UNIT – V

Human Population and The Environment: Population growth, variation among nations. Population explosion – Family Welfare Programs – Environment and human health – Human Rights – Value Education – HIV/AIDS – Women and Child Welfare – Role of information Technology in Environment and human health – Case studies.

Field Work: Visit to a local area to document environmental assets River/forest grassland/hill/mountain – Visit to a local polluted site-Urban/Rural/Industrial/Agricultural Study of common plants, insects, and birds – river, hill slopes, etc.

#### Textbooks:

1. Erach Bharucha, Text book of Environmental Studies for Undergraduate Courses, Universities Press (India) Private Limited, 2019.
2. Palaniswamy, Environmental Studies, 2/e, Pearson education, 2014.
3. S.Azeem Unnisa, Environmental Studies, Academic Publishing Company, 2021.
4. K.Raghavan Nambiar, “Text book of Environmental Studies for Undergraduate Courses as per UGC model syllabus”, SciTech Publications (India), Pvt. Ltd, 2010.





### Reference Books:

1. Deeksha Dave and E.Sai Baba Reddy, Textbook of Environmental Science, 2/e, Cengage Publications, 2012.
2. M.Anji Reddy, "Textbook of Environmental Sciences and Technology", BS Publication, 2014.
3. J.P. Sharma, Comprehensive Environmental studies, Laxmi publications, 2006.
4. J. Glynn Henry and Gary W. Heinke, Environmental Sciences and Engineering, Prentice Hall of India Private limited, 1988.
5. G.R. Chatwal, A Text Book of Environmental Studies, Himalaya Publishing House, 2018.
6. Gilbert M. Masters and Wendell P. Ela, Introduction to Environmental Engineering and Science, 1/e, Prentice Hall of India Private limited, 1991.

### Online Learning Resources:

- a. [https://onlinecourses.nptel.ac.in/noc23\\_hs155/preview](https://onlinecourses.nptel.ac.in/noc23_hs155/preview)
- b. [https://www.edx.org/learn/environmental-science/rice-university-ap-r-environmental-science-part-3-pollution-and-resources?index=product&objectID=course-3a6da9f2-d84c-4773-8381b2f8f6a75f2&webview=false&campaign=AP%C2%AE+Environmental+Science++Part+3%3A+Pollution+and+Resources&source=edX&product\\_category=course&placement\\_url=https%3A%2F%2Fwww.edx.org%2Flearn%2Fenvironmental-science](https://www.edx.org/learn/environmental-science/rice-university-ap-r-environmental-science-part-3-pollution-and-resources?index=product&objectID=course-3a6da9f2-d84c-4773-8381b2f8f6a75f2&webview=false&campaign=AP%C2%AE+Environmental+Science++Part+3%3A+Pollution+and+Resources&source=edX&product_category=course&placement_url=https%3A%2F%2Fwww.edx.org%2Flearn%2Fenvironmental-science)
- c. <http://ecoursesonline.iasri.res.in/Courses/Environmental%20Science-I/Data%20Files/pdf/lec07.pdf>
- d. <https://www.youtube.com/watch?v=5QxxaVfgQ3k>

### Course Outcomes:

COs	Statements	Blooms Level
CO1	Grasp multi-disciplinary nature of environmental studies and various renewable and non-renewable resources.	L2
CO2	Understand flow and bio-geo-chemical cycles and ecological pyramids.	L2
CO3	Understand various causes of pollution and solid waste management and related preventive measures.	L2
CO4	Understand the rainwater harvesting, watershed management, ozone layer depletion and waste land reclamation.	L2
CO5	Illustrate the causes of population explosion, value education and welfare programs.	L3





## II Year – II Semester

L	T	P	C
2	0	0	2

### MANAGERIAL ECONOMICS AND FINANCIAL ANALYSIS

#### Course Objectives:

- To inculcate the basic knowledge of microeconomics and financial accounting
- To make the students learn how demand is estimated for different products, input-output relationship for optimizing production and cost
- To Know the Various types of market structure and pricing methods and strategy
- To give an overview on investment appraisal methods to promote the students to learn how to plan long-term investment decisions.
- To provide fundamental skills on accounting and to explain the process of preparing financial statements.

#### Course Outcomes:

- Define the concepts related to Managerial Economics, financial accounting and management (L2)
- Understand the fundamentals of Economics viz., Demand, Production, cost, revenue and markets (L2)
- Apply the Concept of Production cost and revenues for effective Business decision (L3)
- Analyze how to invest their capital and maximize returns (L4)
- Evaluate the capital budgeting techniques. (L5)
- Develop the accounting statements and evaluate the financial performance of business entity (L5)

#### UNIT - I Managerial Economics

Introduction – Nature, meaning, significance, functions, and advantages. Demand-Concept, Function, Law of Demand - Demand Elasticity- Types – Measurement. Demand Forecasting- Factors governing Forecasting, Methods. Managerial Economics and Financial Accounting and Management.

#### UNIT – II Production and Cost Analysis

Introduction – Nature, meaning, significance, functions and advantages. Production Function– Least- cost combination– Short run and long run Production Function- Isoquants and Is costs, Cost & Break-Even Analysis - Cost concepts and Cost behaviour- Break-Even Analysis (BEA) - Determination of Break-Even Point (Simple Problems).

#### UNIT – III Business Organizations and Markets

Introduction – Forms of Business Organizations- Sole Proprietary - Partnership - Joint Stock Companies - Public Sector Enterprises. Types of Markets - Perfect and Imperfect Competition - Features of Perfect Competition Monopoly- Monopolistic Competition– Oligopoly-Price-Output Determination - Pricing Methods and Strategies





#### **UNIT – IV Capital Budgeting**

Introduction – Nature, meaning, significance. Types of Working Capital, Components, Sources of Short-term and Long-term Capital, Estimating the Working capital requirements Capital Budgeting– Features, Proposals, Methods and Evaluation. Projects- Pay Back Method, Accounting Rate of Return (ARR) Net Present Value (NPV) Internal Rate Return (IRR) Method (sample problems)

#### **UNIT - V Financial Accounting and Analysis**

Introduction – Concepts and Conventions- Double-Entry Bookkeeping, Journal, Ledger, Trial Balance- Final Accounts (Trading Account, Profit and Loss Account and Balance Sheet with simple adjustments). Introduction to Financial Analysis - Analysis and Interpretation of Liquidity Ratios, Activity Ratios, and Capital structure Ratios and Profitability.

#### **Textbooks:**

1. Varshney & Maheswari: Managerial Economics, Sultan Chand.
2. Aryasri: Business Economics and Financial Analysis, 4/e, MGH.

#### **Reference Books:**

1. Ahuja Hl Managerial economics Schand.
2. S.A. Siddiqui and A.S. Siddiqui: Managerial Economics and Financial Analysis, New Age International.
3. Joseph G. Nellis and David Parker: Principles of Business Economics, Pearson, 2/e, New Delhi.
4. Domnick Salvatore: Managerial Economics in a Global Economy, Cengage.

#### **Online Learning Resources:**

<https://www.slideshare.net/123ps/managerial-economics-ppt>  
<https://www.slideshare.net/rossanz/production-and-cost-45827016>  
<https://www.slideshare.net/darkyla/business-organizations-19917607>  
<https://www.slideshare.net/balarajbl/market-and-classification-of-market>  
<https://www.slideshare.net/ruchi101/capital-budgeting-ppt-59565396>  
<https://www.slideshare.net/ashu1983/financial-accounting>







L	T	P	C
3	0	0	3

### ANALOG CIRCUITS

**Pre-requisite:** Knowledge of electronic components and semiconductor devices, number systems, binary arithmetic, Boolean or switching algebra, and logic gates.

#### Course Objectives:

- To acquire the basic knowledge on clippers, clampers & biasing circuits
- To determine the h-parameters of a transistor circuit & understand the concepts of feedback amplifiers.
- To know the operation of oscillators and operational amplifier.
- To understand the applications of operational amplifier.
- To acquire the knowledge on IC 555 timer and their applications.
- To know the operation of Analog to Digital Converters and Digital to Analog Converters.

#### Course Outcomes:

At the end of the course, the student will be able to,

CO1: Analyze diode clipping and clamping circuits. Understand different types of biasing circuits of a transistor.

CO2: Use small signal modeling for transistor circuit analysis and illustrate the operation of feedback amplifiers.

CO3: Understand operation of oscillators, operational amplifier and their applications.

CO4: Use 555 timers in multi-vibrators, Schmitt Trigger and PLL applications.

CO5: Describe the operation of different ADC's and DAC's.

#### Unit – 1:


**Diode clipping and clamping circuits:** Diode clippers, clipping at two independent levels, Transfer characteristics of clippers, clamping circuit operation.

**DC biasing of BJTs:** Load lines, Operating Point, Bias Stability, Collector-to-Base Bias, Self-Bias, Stabilization against Variations in  $V_{BE}$  and  $\beta$  for the Self-Bias Circuit, Bias Compensation, Thermal Runaway, Thermal Stability.

#### Unit – II:

**Small Signals Modelling of BJT:** Analysis of a Transistor Amplifier Circuit using h-parameters, Simplified CE Hybrid Model, Analysis of CE, CC, CB Configuration using Approximate Model, Frequency Response of CE and CC amplifiers.

**Feedback Amplifiers:** Classification of Amplifiers, the Feedback Concept, General Characteristics of Negative-Feedback Amplifiers, Effect of Negative Feedback upon Output and Input Resistances, Voltage-Series Feedback, Current-Series Feedback, Current-Shunt Feedback, Voltage-Shunt Feedback.





### Unit – III:

**Oscillator Circuits:** Barkhausen Criterion of oscillation, Oscillator operation, R-C phase shift oscillator, Wien bridge Oscillator, Crystal Oscillator.

**Operational Amplifiers:** Introduction, Basic information of Op-Amp, Ideal Operational Amplifier, Block Diagram Representation of Typical Op-Amp, OP-Amps Characteristics: Introduction, DC and AC characteristics, 741 op-amp & its features.

### Unit – IV:

**OP-AMPS Applications:** Introduction, Basic Op-Amp Applications, Instrumentation Amplifier, AC Amplifier, V to I and I to V Converter, Sample and Hold Circuit, Log and Antilog Amplifier, Multiplier and Divider, Differentiator, integrator.

**Comparators and Waveform Generators:** Introduction, Comparator, Square Wave Generator, Monostable Multivibrator, Triangular Wave Generator, Sine Wave Generators.

### Unit – V:

**Timers and Phase Locked Loop:** Introduction to 555 timer, functional diagram, Monostable and Astable operations and applications, Schmitt Trigger, PLL block schematic, principles and description of individual blocks, 565 PLL, Applications of VCO (566).

**Digital to Analog And Analog to Digital Converters:** Introduction, basic DAC techniques, weighted resistor DAC, R-2R ladder DAC, inverted R-2R DAC, A-D Converters – parallel Comparator type ADC, counter type ADC, successive approximation ADC and dual slope ADC, DAC and ADC Specifications.

### Textbooks:


1. Electronic Devices and Circuits- J. Millman, C.Halkias, Tata Mc-Graw Hill, 2<sup>nd</sup> Edition, 2010.
2. Linear Integrated Circuits – D. Roy Choudhury, New Age International (p) Ltd, 2<sup>nd</sup> Edition, 2003.

### Reference Books:

1. Electronic Devices and Circuit Theory – Robert L.Boylestad and Lowis Nashelsky, Pearson Edition, 2021.
2. Electronic Devices and Circuits–G.K. Mithal, Khanna Publisher, 23<sup>rd</sup> Edition, 2017.
3. Electronic Devices and Circuits – David Bell, Oxford, 5<sup>th</sup> Edition, 2008.
4. Electronic Principles–Malvino, Albert Paul, and David J. Bates, McGraw-Hill/Higher Education, 2007.
5. Operational Amplifiers and Linear Integrated Circuits– Gayakwad R.A, Prentice Hall India, 2002.
6. Operational Amplifiers and Linear Integrated Circuits –Sanjay Sharma, Kataria& Sons, 2<sup>nd</sup> Edition, 2010.

### Online Learning Resources:

1. <https://nptel.ac.in/courses/122106025>.
2. <https://nptel.ac.in/courses/108102112>.







## II Year – II Semester

L	T	P	C
3	0	0	3

### POWER SYSTEMS-I

**Pre-requisite:** Electrical Circuit Analysis

#### Course Objectives:

- To study principle of operation of different components of a hydro and thermal power stations.
- To study principle of operation of different components of a nuclear power stations.
- To study constructional and operation of different components of an Air and Gas insulated substations.
- To study different types of cables and distribution systems.
- To study different types of load curves and tariffs applicable to consumers.

#### Course Outcomes:

At the end of the course, the student will be able to,

CO1: Understand the different types of power plants, operation of power plants.

CO2: Describe the different components of air and gas insulated substations.

CO3: Discuss the construction of single core and three core cables and describe distributionsystem configurations.

CO4: Analyse different economic factors of power generation and tariffs.

#### Unit I:

##### Hydroelectric Power Stations:

Selection of site, general layout of a hydroelectric power plant with brief description of major components and principle of operation

##### Thermal Power Stations:

Selection of site, general layout of a thermal power plant. Brief description of components: boilers, super heaters, economizers and electrostatic precipitators, steam turbines: impulse and reaction turbines, condensers, feed water circuit, cooling towers and chimney.

#### Unit II:


##### Nuclear Power Stations:

Location of nuclear power plant, working principle, nuclear fission, nuclear fuels, nuclear chain reaction, nuclear reactor components: moderators, control rods, reflectors and coolants, types of nuclear reactors and brief description of PWR, BWR and FBR. Radiation: radiation hazards and shielding, nuclear waste disposal.

#### Unit III:

##### Substations:





**Air Insulated Substations** – indoor & outdoor substations, substations layouts of 330KV, showing the location of all the substation equipment. Bus bar arrangements in the substations: simple arrangements like single bus bar, sectionalized single bus bar, double bus bar with one and two circuit breaker, main and transfer bus bar system with relevant diagrams.

**Gas Insulated Substations (G S)** – advantages of gas insulated substations, constructional aspects of GIS, comparison of air insulated substations and gas insulated substations.

#### **Unit IV:**

##### **Underground Cables:**

Types of cables, construction, types of insulating materials, calculation of insulation resistance, stress in insulation and power factor of cable. Capacitance of single and 3-Core belted Cables. Grading of cables: capacitance grading and intersheath grading.

##### **Distribution Systems:**

Classification of Distribution systems, A.C Distribution, overhead versus Underground system, Connection schemes of Distribution system, Requirements of Distribution system, requirements of a Distribution system, Design considerations in Distribution system.

#### **UNIT V:**

##### **Economic Aspects & Tariff:**

**Economic Aspects** – load curve, load duration and integrated load duration curves, discussion on economic aspects: connected load, maximum demand, demand factor, load factor, diversity factor, plant capacity factor and plant use factor, base and peak load plants.

**Tariff Methods**– Costs of generation and their division into fixed, semi-fixed and running costs, desirable characteristics of a tariff method, tariff methods: simple rate, flat rate, block-rate, two-part, three-part, and power factor tariff methods.

##### **Text Books:**

1. S. N. Singh, Electric Power Generation, Transmission and Distribution, PHI Learning Pvt Ltd, New Delhi, 2nd Edition, 2010
2. J.B.Gupta, Transmission and Distribution of Electrical Power, S.K.Kataria and sons, 10<sup>th</sup> Edition, 2012

##### **Reference Books:**

1. I.J. Nagarath & D.P. Kothari, Power System Engineering, McGraw-Hill Education, 3<sup>rd</sup> Edition, 2019.
2. C.L.Wadhwa, Generation, Distribution and Utilization of Electrical Energy, New Age International Publishers, 6<sup>th</sup> Edition, 2018.
3. V. K. Mehta and Rohit Mehta, Principles of Power System, S. Chan, 4<sup>th</sup> Edition, 2005.
4. Turan Gonen, Electric Power Distribution System Engineering, McGraw-Hill, 1985.
5. Handbook of switchgear, BHEL, McGraw-Hill Education, 2007.

##### **Online Learning Resources:**

1. <https://nptel.ac.in/courses/108102047>







**II Year – II semester**

L	T	P	C
3	0	0	3

## **INDUCTION AND SYNCHRONOUS MACHINES**

**Pre-requisite:** Principles of Electromechanical Energy Conversion, Electromagnetic fields and Electrical Circuit Analysis

### **Course Objectives:**

Students will get exposure to understand the concepts of

- characteristics, starting and testing methods of Induction Motor
- torque production and performance of Induction Motor.
- In determining the performance parameters of Induction Motor.
- working of synchronous machines

### **Course Outcomes:**

At the end of the course, the student will be able to,

- CO1: Explain the construction and operation of three-phase induction motor. CO2: Analyse the performance of three-phase induction motor.
- CO3: Describe the working of single-phase induction motors.
- CO4: Analyse the performance of Synchronous generators and motors.

### **UNIT-I:**

#### **Three phase induction motors:**

Construction of Squirrel cage and Slipring induction motors– production of rotating magnetic field – principle of operation – rotor emf and rotor frequency – rotor current and power factor at standstill and during running conditions– rotor power input, rotor copper loss and mechanical power developed and their inter-relationship –equivalent circuit – phasor diagram

### **UNIT-II:**

#### **Performance of 3-Phase induction motors:**

Torque equation – expressions for maximum torque and starting torque – torque-slip

characteristics – double cage and deep bar rotors –No load, Brake test and Blocked rotor tests

– circle diagram for predetermination of performance- methods of starting –starting current

and torque calculations -speed control of induction motor with V/f control method, rotor

resistance control and rotor emf injection technique –crawling and cogging - induction generator operation.





### **UNIT – III:**

#### **Single Phase Motors:**

Single phase induction motors constructional features – double revolving field theory, Cross field theory – equivalent circuit- starting methods: capacitor start capacitor run, capacitor start induction run, split phase & shaded pole, AC series motor.

### **UNIT–IV:**

#### **Synchronous Generator:**

Constructional features of non-salient and salient pole type alternators- armature windings – distributed and concentrated windings – distribution & pitch factors – E.M.F equation – armature reaction – voltage regulation by synchronous impedance method – MMF method and Potier triangle method – two reaction analysis of salient pole machines -methods of synchronization- Slip test – Parallel operation of alternators.

### **UNIT–V:**

#### **Synchronous Motor:**

Synchronous motor principle and theory of operation – Effect of excitation on current and power factor– synchronous condenser –expression for power developed – hunting and its suppression – methods of starting.

#### **Text Books:**

1. Electrical Machinery, Dr. P.S. Bhimbra, Khanna Publishing, 2021, First Edition.
2. Performance and analysis of AC machines by M.G. Say, CBS, 2002.

#### **Reference Books:**

1. Electrical machines, D.P. Kothari and I.J. Nagrath, McGraw Hill Education, 2017, Fifth Edition.
2. Theory & Performance of Electrical Machines by J.B.Gupta, S.K.Kataria & Sons, 2007.
3. Electric Machinery, A.E.Fitzgerald, Charles kingsley, Stephen D.Umans, McGraw-Hill, 2020, Seventh edition.

#### **Online Learning Resources:**

1. [nptel.ac.in/courses/108/105/108105131](https://nptel.ac.in/courses/108/105/108105131)
2. <https://nptel.ac.in/courses/108106072>







II Year – II semester

L	T	P	C
3	0	0	3

## CONTROL SYSTEMS

**Pre-requisite:** Basic Engineering Mathematics

### Course Objectives:

- To obtain the mathematical models of physical systems and derive transfer function.
- To determine the time response of systems and analyse system stability.
- To analyse system stability using frequency response methods.
- To design compensators using Bode diagrams.
- To obtain the mathematical models of physical systems using state space approach and determine the response.

### Course Outcomes:

At the end of the course, the student will be able to,

- CO1:** Derive the transfer function of physical systems and determine overall transfer function using block diagram algebra and signal flow graphs.
- CO2:** Obtain the time response of first and specifications of second order systems and determine error constants. Analyze the absolute and relative stability of LTI systems using Routh's stability criterion and root locus method.
- CO3:** Analyze the stability of LTI systems using frequency response methods.
- CO4:** Design Lag, Lead, Lag-Lead compensators to improve system performance using Bode Diagrams.
- CO5:** Apply state space analysis concepts to represent physical systems as state models, derive transfer function and determine the response. Understand the concepts of controllability and observability

## UNIT - 1

### Mathematical Modelling of Control Systems

Classification of control systems - open loop and closed loop control systems and their differences - Feedback characteristics - transfer function of linear system, differential equations of electrical networks- translational and rotational mechanical systems – transfer function of Armature voltage-controlled DC servo motor - block diagram algebra –representation by signal flow graph – reduction using Mason's gain formula.

## UNIT - 2

### Time Response Analysis

Standard test signals – time response of first and second order systems – time domain specifications - steady state errors and error constants - effects of proportional (P) - proportional integral (PI) - proportional derivative (PD) proportional integral derivative (PID)





systems.

### **Stability And Root Locus Technique**

The concept of stability – Routh's stability criterion – limitations of Routh's stability, root locus concept – construction of root loci (simple problems) - Effect of addition of Poles and Zeros to the transfer function.

### **UNIT - 3**

#### **Frequency Response Analysis**

Introduction to frequency domain specifications – Bode diagrams – transfer function from the Bode diagram –Polar plots, Nyquist stability criterion- stability analysis using Bode plots (phase margin and gain margin).

### **UNIT - 4**

#### **Classical Control Design Techniques**

Lag, lead, lag-lead compensators - physical realisation - design of compensators using Bode plots.

### **UNIT - 5**

#### **State Space Analysis of LTI Systems**

Concepts of state - state variables and state model - state space representation of transfer function: Controllable Canonical Form - Observable Canonical Form - Diagonal Canonical Form - diagonalization using linear transformation - solving the time invariant state equations State Transition Matrix and its properties- concepts of controllability and observability.

#### **Text Books:**

1. Modern Control Engineering by Kotsuhiko Ogata, Prentice Hall of India, 2010.
2. Automatic control systems by Benjamin C.Kuo, Prentice Hall of India, 2<sup>nd</sup> Edition.

#### **Reference Books:**

1. Control Systems principles and design by M.Gopal, Tata Mc Graw Hill education Pvt Ltd. 4<sup>th</sup> Edition.
2. Control Systems Engineering by Norman S. Nise, Wiley Publications, 7<sup>th</sup> edition
3. Control Systems by Manik Dhanesh N, Cengage publications.
4. Control Systems Engineering by I.J.Nagarath and M.Gopal, Newage International Publications, 5<sup>th</sup> Edition.
5. Control Systems Engineering by S.Palani, Tata Mc Graw Hill Publications.

#### **Online Learning Resources:**

1. <https://archive.nptel.ac.in/courses/107/106/107106081/>
2. <https://archive.nptel.ac.in/courses/108/106/108106098/>
3. <https://nptelvideos.com/video.php?id=1423&c=14>







II Year – II semester

L	T	P	C
0	0	3	1.5

### INDUCTION AND SYNCHRONOUS MACHINES LAB

#### Course Objectives:

The objectives of this course are

- To apply the concepts of speed control methods in 3-phase Induction Motor.
- To experimentally develop circle diagram and obtain equivalent circuit to analyse the performance of 3-phase induction motor
- To apply the concepts of power factor improvement on single phase Induction Motor
- To perform various testing methods on alternators for experimentally predetermine the regulation

#### Course Outcomes:

At the end of the course, the student will be able to,

- CO1: Analyse the speed control methods on 3-phase Induction Motor.
- CO2: Evaluate the performance of 3-phase Induction Motor by obtaining the locus diagram and equivalent circuit of 3-phase Induction Motor
- CO3: Adapt the power factor improvement methods for single phase Induction Motor
- CO4: Pre-determine the regulation of 3-phase alternator
- CO5: Determine the synchronous machine reactance of 3-phase alternator

#### List of Experiments

**Any 10 experiments of the following are required to be conducted**

1. Brake test on three phase Induction Motor.
2. Circle diagram of three phase induction motor.
3. Speed control of three phase induction motor by V/f method.
4. Equivalent circuit of single-phase induction motor.
5. Power factor improvement of single-phase induction motor by using capacitors.
6. Load test on single phase induction motor.
7. Regulation of a 3 -phase alternator by synchronous impedance & MMF methods.
8. Regulation of three-phase alternator by Potier triangle method.
9. V and Inverted V curves of a three-phase synchronous motor.
10. Determination of  $X_d$ ,  $X_q$  & Regulation of a salient pole synchronous generator.
11. Determination of efficiency of three phase alternator by loading with three phase induction motor.
12. Parallel operation of three-phase alternator under no-load and load conditions.
13. Determination of efficiency of a single-phase AC series Motor by conducting Braketest.





L	T	P	C
0	0	3	1.5

### CONTROL SYSTEMS LAB

#### Course Objectives:

- To impart hands on experience to understand the performance of basic control system components such as magnetic amplifiers, D.C. servo motors, A.C. Servo motors and Synchros.
- To understand time and frequency responses of control system with and without controllers and compensators.
- To know the different logic gates and Boolean expressions using PLC.

#### Course Outcomes:

At the end of the course, the student will be able to,

CO1: Analyze the performance of Magnetic amplifier, D.C and A.C. servo motors and Synchros.

CO2: Design of PID controllers and compensators.

CO3: Evaluate temperature control of an oven using PID controller


CO4: Determine the transfer function of D.C Motor and examine the truth table of logic gates using PLC.

CO5: Judge the stability in time and frequency domain and Kalman's test for controllability and observability.

#### List of Experiments

**Any 10 of the following experiments are to be conducted:**

1. Analysis of Second order system in time domain
2. Characteristics of Synchros
3. Effect of P, PD, PI, PID Controller on a second order systems
4. Design of Lag and lead compensation – Magnitude and phase plot
5. Transfer function of DC motor
6. Root locus, Bode Plot and Nyquist Plot for the transfer function of systems up to 5<sup>th</sup> order using MATLAB.
7. Kalman's test of Controllability and Observability using MATLAB.
8. Temperature controller using PID
9. Characteristics of magnetic amplifiers
10. Characteristics of AC servo motor
11. Characteristics of DC servo motor
12. Study and verify the truth table of logic gates and simple Boolean expressions using PLC.







L	T	P	C
0	0	3	1.5

## SKILL ENHANCEMENT COURSE: PYTHON PROGRAMMING LAB

### Course Objectives:

The main objectives of the course are to

- Introduce core programming concepts of Python programming language.
- Demonstrate about Python data structures like Lists, Tuples, Sets and dictionaries
- Implement Functions, Modules and Regular Expressions in Python Programming and to create practical and contemporary applications using these

### UNIT-I:

History of Python Programming Language, Thrust Areas of Python, Installing Anaconda Python Distribution, Installing and Using Jupyter Notebook.

Parts of Python Programming Language: Identifiers, Keywords, Statements and Expressions, Variables, Operators, Precedence and Associativity, Data Types, Indentation, Comments, Reading Input, Print Output, Type Conversions, the type () Function and Is Operator, Dynamic and Strongly Typed Language.

Control Flow Statements: if statement, if-else statement, if...elif...else, Nested if statement, while Loop, for Loop, continue and break Statements, Catching Exceptions Using try and except Statement.

### Sample Experiments:

1. Write a program to find the largest element among three Numbers.
2. Write a Program to display all prime numbers within an interval
3. Write a program to swap two numbers without using a temporary variable.
4. Demonstrate the following Operators in Python with suitable examples.
  - i) Arithmetic Operators ii) Relational Operators iii) Assignment Operators
  - iv) Logical Operators v) Bit wise Operators vi) Ternary Operator vii) Membership Operators viii) Identity Operators.
5. Write a program to add and multiply complex numbers
6. Write a program to print multiplication table of a given number.

### UNIT-II:

Functions: Built-In Functions, Commonly Used Modules, Function Definition and Calling the function, return Statement and void Function, Scope and Lifetime of Variables, Default Parameters, Keyword Arguments, \*args and \*\*kwargs, Command Line Arguments. Strings: Creating and Storing Strings, Basic String Operations, Accessing Characters in String by Index Number, String Slicing and Joining, String Methods, Formatting Strings.

Lists: Creating Lists, Basic List Operations, Indexing and Slicing in Lists, Built-In Functions Used on Lists, List Methods, del Statement.

### Sample Experiments:

1. Write a program to define a function with multiple return values.







2. Write a program to define a function using default arguments.
3. Write a program to find the length of the string without using any library functions.
4. Write a program to check if the substring is present in a given string or not.
5. Write a program to perform the given operations on a list:
  - i. addition
  - ii. insertion
  - iii. slicing
6. Write a program to perform any 5 built-in functions by taking any list.

### UNIT-III:

Dictionaries: Creating Dictionary, Accessing and Modifying key:value Pairs in Dictionaries, Built-In Functions Used on Dictionaries, Dictionary Methods, del Statement.

Tuples and Sets: Creating Tuples, Basic Tuple Operations, tuple() Function, Indexing and Slicing in Tuples, Built-In Functions Used on Tuples, Relation between Tuples and Lists, Relation between Tuples and Dictionaries, Using zip() Function, Sets, Set Methods, Frozenset.

### Sample Experiments:

7. Write a program to create tuples (name, age, address, college) for at least two members and concatenate the tuples and print the concatenated tuples.
8. Write a program to count the number of vowels in a string (No control flow allowed).
9. Write a program to check if a given key exists in a dictionary or not.
10. Write a program to add a new key-value pair to an existing dictionary.
11. Write a program to sum all the items in a given dictionary.


### UNIT-IV:

Files: Types of Files, Creating and Reading Text Data, File Methods to Read and Write Data, Reading and Writing Binary Files, Pickle Module, Reading and Writing CSV Files, Python os and os.path Modules.

Object-Oriented Programming: Classes and Objects, Creating Classes in Python, Creating Objects in Python, Constructor Method, Classes with Multiple Objects, Class Attributes Vs Data Attributes, Encapsulation, Inheritance, Polymorphism.

### Sample Experiments:

1. Write a program to sort words in a file and put them in another file. The output file should have only lower-case words, so any upper-case words from source must be lowered.
2. Python program to print each line of a file in reverse order.
3. Python program to compute the number of characters, words and lines in a file.
4. Write a program to create, display, append, insert and reverse the order of the items in the array.
5. Write a program to add, transpose and multiply two matrices.
6. Write a Python program to create a class that represents a shape. Include methods to calculate its area and perimeter. Implement subclasses for different







shapes like circle, triangle, and square.

### UNIT-V:

Introduction to Data Science: Functional Programming, JSON and XML in Python, NumPy with Python, Pandas.

### Sample Experiments:


1. Python program to check whether a JSON string contains complex object or not.
2. Python Program to demonstrate NumPy arrays creation using array () function.
3. Python program to demonstrate use of ndim, shape, size, dtype.
4. Python program to demonstrate basic slicing, integer and Boolean indexing.
5. Python program to find min, max, sum, cumulative sum of array
6. Create a dictionary with at least five keys and each key represent value as a list where this list contains at least ten values and convert this dictionary as a pandas data frame and explore the data through the data frame as follows:
  - a) Apply head () function to the pandas data frame
  - b) Perform various data selection operations on Data Frame
7. Select any two columns from the above data frame, and observe the change in one attribute with respect to other attribute with scatter and plot operations in matplotlib

### Reference Books:

1. Gowri shankar S, Veena A., Introduction to Python Programming, CRC Press.
2. Python Programming, S Sridhar, J Indumathi, V M Hariharan, 2<sup>nd</sup> Edition, Pearson, 2024
3. Introduction to Programming Using Python, Y. Daniel Liang, Pearson.

### Online Learning Resources/Virtual Labs:

1. <https://www.coursera.org/learn/python-for-applied-data-science-ai>  
<https://www.coursera.org/learn/python?specialization=python#syllabus>





**II Year – II Semester**

L	T	P	C
1	0	2	2

## **DESIGN THINKING & INNOVATION**

**Course Objectives:** The objectives of the course are to

- Bring awareness on innovative design and new product development.
- Explain the basics of design thinking.
- Familiarize the role of reverse engineering in product development.
- Train how to identify the needs of society and convert into demand.
- Introduce product planning and product development process.

### **UNIT – I Introduction to Design Thinking**

Introduction to elements and principles of Design, basics of design-dot, line, shape, form as fundamental design components. Principles of design. Introduction to design thinking, history of Design Thinking, New materials in Industry.

### **UNIT – II Design Thinking Process**

Design thinking process (empathize, analyze, idea & prototype), implementing the process in driving inventions, design thinking in social innovations. Tools of design thinking - person, costumer, journey map, brainstorming, product development

**Activity:** Every student presents their idea in three minutes, every student can present design process in the form of flow diagram or flow chart etc. Every student should explain about product development.

### **UNIT – III Innovation**

Art of innovation, Difference between innovation and creativity, role of creativity and innovation in organizations. Creativity to Innovation. Teams for innovation, Measuring the impact and value of creativity.

**Activity:** Debate on innovation and creativity, Flow and planning from idea to innovation, Debate on value-based innovation.

### **UNIT – IV Product Design**

Problem formation, introduction to product design, Product strategies, Product value, Product planning, product specifications. Innovation towards product design Case studies.

**Activity:** Importance of modeling, how to set specifications, Explaining their own product design.







## UNIT – V Design Thinking in Business Processes

Design Thinking applied in Business & Strategic Innovation, Design Thinking principles that

redefine business – Business challenges: Growth, Predictability, Change, Maintaining Relevance, Extreme competition, Standardization. Design thinking to meet corporate needs. Design thinking for Startups. Defining and testing Business Models and Business Cases. Developing & testing prototypes.

**Activity:** How to market our own product, about maintenance, Reliability and plan for startup.

### Textbooks:

1. Tim Brown, Change by design, 1/e, Harper Bollins, 2009.
2. Idris Mootee, Design Thinking for Strategic Innovation, 1/e, Adams Media, 2014.

### Reference Books:

1. David Lee, Design Thinking in the Classroom, Ulysses press, 2018.
2. Shrrutin N Shetty, Design the Future, 1/e, Norton Press, 2018.
3. William lidwell, Kritinaholden, &Jill butter, Universal principles of design, 2/e, Rockport Publishers, 2010.
4. Chesbrough.H, The era of open innovation, 2003.

### Online Learning Resources:

- <https://nptel.ac.in/courses/110/106/110106124/>
- <https://nptel.ac.in/courses/109/104/109104109/>
- [https://swayam.gov.in/nd1\\_noc19\\_mg60/preview](https://swayam.gov.in/nd1_noc19_mg60/preview)
- [https://onlinecourses.nptel.ac.in/noc22\\_de16/preview](https://onlinecourses.nptel.ac.in/noc22_de16/preview)

